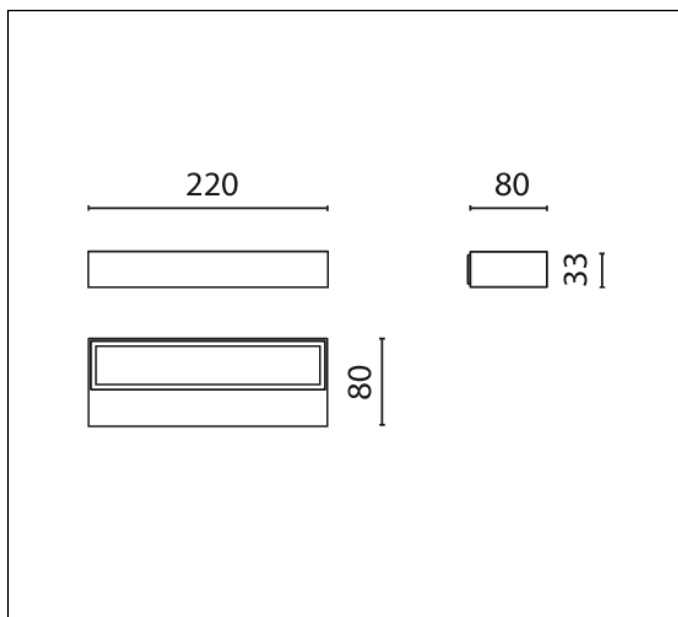


TECHNICAL DATA SHEET ART. L.9202W - MINI-LOOK APPLIQUE WOOD DOUBLE EMISSION L 220



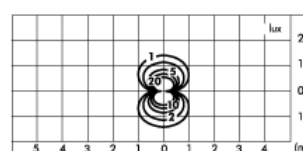
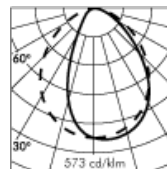
MODULES LED 3000K 230V 1090lm CRI 90 MacAdam step 3

Rated luminaire luminous flux: 389lm

Rated input power: 13.5W

Luminaire efficacy: 29lm/W

Electronic ballast 220÷240V 0/50/60Hz



CE   IP 65



PRODUCT TYPE

Wall mounted luminaire. IP rating IP 65

MATERIAL CHARACTERISTICS

Aluminium die cast housing in EN AB-47100 (low copper content) with high resistance against corrosion. Extruded EN AW-6060 aluminium structure (bollard version) with high corrosion resistance. Oiled TEAK wood finish 8mm thick. Stone wash surface treatment prior to painting process. A4 grade Stainless Steel screws with 2,5-3% molybdenum content which increases the resistance against corrosion. Silicone gaskets. Painting Process : 3 Step Process

1) Surface treatment with BONDERITE. A heavy metal free chemical surface treatment containing ceramic nano particles giving a cohesive, inorganic and highly dense protective coating. 2) PRE POLYMERIZATION a process of introducing an epoxy primer with excellent characteristics to the paint which also offers very high resistance to oxidation due to its Zinc content. 3) POLYMERIZATION a process with the application of polyester powder with high resistance against UV rays and harsh weather conditions. Resistance test protection for Marine applications for 1200h. Mechanical resistance IK 06

LIGHTING PERFORMANCE

Toughened glass diffuser. LOR --. Colour rendering index CRI 90, Colour stability step MacAdam step 3.

WIRING

Luminaire hard wired with single neoprene cable (with cable gland Bollard versions).

INSTALLATION AND MAINTENANCE

Suitable for armed concrete. This product has been manufactured with hand crafted procedures, therefore small imperfections, subsidence of the wood surface, actual cracks and future, colour ripples and variations over time, are deliberately present and they are a feature of the wood, proving the hand-made manufacturing procedure.

Isolation: CLASS II . Available colours: White (cod.01). Weight: 0.8 Kg Glow Wire test: --

Lamp included.

LOOK and COOL WOOD PATENT PENDING

This luminaire contains built-in LED modules with energy class: A, A+, A++. In case of damage or malfunction please contact the manufacturer to receive additional instructions on how to replace and relative spare parts to order. The LED modules cannot be handled in the luminaire by the end user (Regulation UE 874/2012).

LED circuit boards are engineered accordingly to actual Lumen Maintenance regulation (LM80) and Technical Memorandum (TM21) where uniformity and quality of light is 50.000 hours referred to L70 B20 Ta 25°C.

Lifecycle refers to LED circuit boards only, all others components of the luminaire are excluded.

EMERGENCY VERSIONS

The fittings operates both on AC (50/60Hz) and DC (0Hz) voltage.