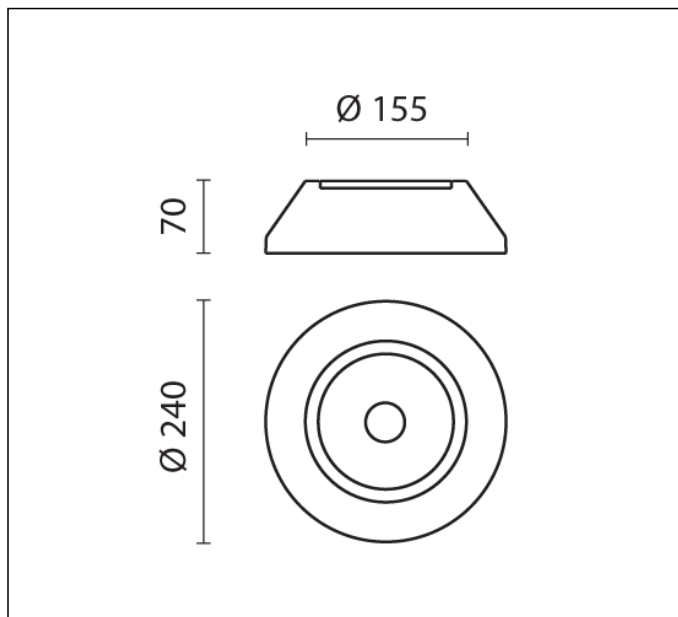
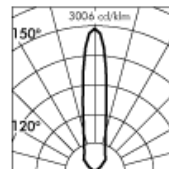
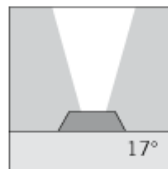


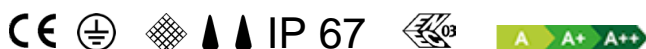
TECHNICAL DATA SHEET ART. C.8150W - CONCRETE UP-LIGHT



1 MODULES LED 3000K 230V 800lm CRI 83
 Rated luminaire luminous flux: 796lm
 Rated input power: 8.6W
 Luminaire efficacy: 93lm/W



h(m)	E(lx) 3000K	17°
10.0	0.5	
8.0	1.0	
6.0	2.0	
4.0	6.0	
2.0	43.0	
0.1 m		0(m)



PRODUCT TYPE

Surface mounted up-light fitting . IP rating IP 67

MATERIAL CHARACTERISTICS

Concrete covering with added synthetic fibers with high mechanical strength. Die cast EN AB-47100 aluminium (low copper content) housing with high corrosion resistance. Stone wash surface treatment prior to painting process. A4 grade Stainless Steel screws with 2,5-3% molybdenum content which increases the resistance against corrosion. This product has been manufactured with hand crafted procedures, therefore small imperfections, subsidence of the concrete surface, actual cracks and future, colour ripples and variations over time, are deliberately present and they are a feature of the concrete product, proving the hand-made manufacturing procedure. Mechanical resistance IK 06 Maximum load capacity --

LIGHTING PERFORMANCE

Toughened glass diffuser. Lamp fixed position. LOR --

LOW SURFACE TEMPERATURE

Surface temperature of glass -- (Ta 25°C)

INSTALLATION AND MAINTENANCE

Supplied with ground fixing base.

WIRING

Supply 5m cable section type H07RN-F sealed with B component epoxy resin, wired internally protected by silicon sheaths. Isolation: CLASS I . Available colours: .

Weight: 4.37 Kg Glow Wire test: --

Lamp included.

CONCRETE UP-LIGHT REGISTERED DESIGN

This luminaire contains built-in LED modules with energy class: A, A+, A++. In case of damage or malfunction please contact the manufacturer to receive additional instructions on how to replace and relative spare parts to order. The LED modules cannot be handled in the luminaire by the end user (Regulation UE 874/2012).

LED circuit boards are engineered accordingly to actual Lumen Maintenance regulation (LM80) and Technical Memorandum (TM21) where uniformity and quality of light is 50.000 hours referred to L70 B20 Ta 25°C.

Lifecycle refers to LED circuit boards only, all others components of the luminaire are excluded.

EMERGENCY VERSIONS

The fittings operates both on AC (50/60Hz) and DC (0Hz) voltage.

TECHNICAL DATA SHEET ART. C.8150W - CONCRETE UP-LIGHT INCLUDED ACCESSOIRES



FAST CONNECTOR INCLUDED

ACCESSORIES



S.3524

STAKE

In POLYPROPYLENE.

Colour: black (code 09)

Length = 270 mm

The 90 mm upper part must stay above ground level,
according to the norm.

(not suitable for REEF bollard versions)