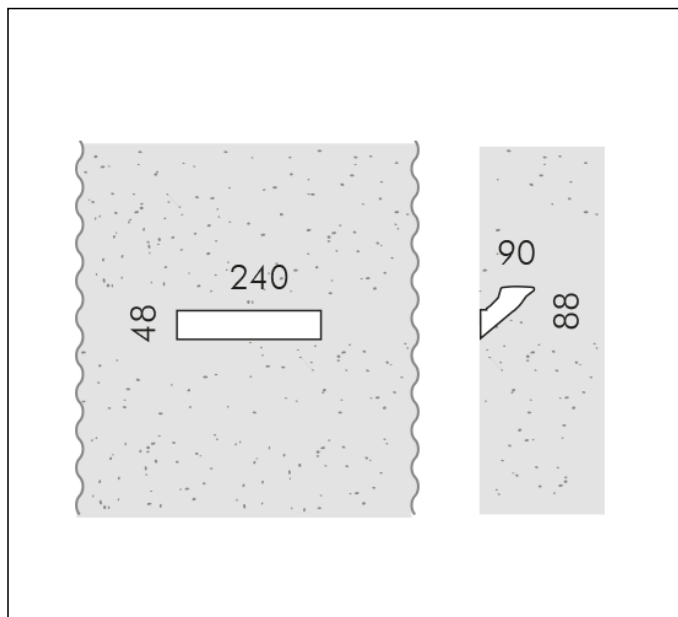
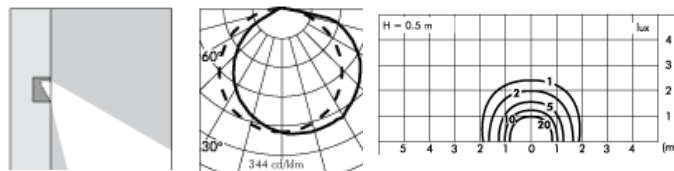


## TECHNICAL DATA SHEET ART. C.8034W - GHOST LINEAR L 240



MODULES LED 3000K 230V 382lm CRI 80  
 Rated luminaire luminous flux: 266lm  
 Rated input power: 4W  
 Luminaire efficacy: 67lm/W  
 Electronic ballast 220÷230V 50-60Hz



### PRODUCT TYPE

Wall mounted luminaire. IP rating IP 65

### MATERIAL CHARACTERISTICS

Ghost is a lighting void that is obtained from a polypropylene housing anchored to the retaining panels before pouring the concrete. Ghost is composed of two elements: the housing and the lighting element. The housing is in aluminium and it consists of two complementary parts: - A jig , which forms the housing, and is extracted together with the retaining panel after completing the casting and removing the anchor screws; - The housing that remains embedded inside the casting and houses the lighting element. (The housing is supplied with bolts, locking system and stickers to be applied on the outside of the retaining panels so to secure a perfect alignment for multiple installations of each housing when pouring the concrete). The lighting element in die cast aluminum is anchored to the casing through proper screws and it remains completely hidden into the void. Mechanical resistance IK 06

### INSTALLATION AND MAINTENANCE

This product is manufactured on site during the concrete casting of the wall with hand crafted procedures; therefore, small imperfections caused by the low accuracy of the casting, subsidence of the concrete surface, actual and future cracks, colour ripples and variations over time, will be deliberately present and they are a feature of the concrete, proving the hand-made manufacturing procedure. All the versions of Ghost Linear can be connected as a continuous line to obtain a running blade of light. Using the standard Ghost Linear lengths available in the catalogue it is possible to achieve any specified length and never be more than 22cm from the required length of the concrete structure. We recommend using the longer lengths of Ghost Linear and ending the run with the shorter versions and finish each run with the end caps provided with the luminaires (please allow for at least 5cm of complete wall either end of the concrete void). As an accessory a drilling jig is available for each size of recessed profile of Ghost Continuous line, so to facilitate its alignment to the shutter. Only one drilling jig is required for each size of profile utilized. Considering that ?Running? Ghost Linear continuous line is a linear void of 9cm in depth. We suggest to consult a structural engineer in order to calculate an adequate reinforced concrete structure and dimension.

### LIGHTING PERFORMANCE

Toughened glass diffuser. LOR --

### WIRING

Supplied with a pre-wired 6m H05RN-F cable. Isolation: CLASS II . Available colours: Cast cement. Weight: 1.85 Kg Glow Wire test: --

L.E.D circuit included.


GHOST PATENT PENDING, REGISTERED DESIGN

This luminaire contains built-in LED modules with energy class: A, A+, A++. In case of damage or malfunction please contact the manufacturer to receive additional instructions on how to replace and relative spare parts to order. The LED modules cannot be handled in the luminaire by the end user (Regulation UE 874/2012).

LED circuit boards are engineered accordingly to actual Lumen Maintenance regulation (LM80) and Technical Memorandum (TM21) where uniformity and quality of light is 50.000 hours referred to L70 B20 Ta 25°C.

Lifecycle refers to LED circuit boards only, all others components of the luminaire are excluded.

## TECHNICAL DATA SHEET ART. C.8034W - GHOST LINEAR L 240 ACCESSORIES



### C.8033

#### Drilling jig for shutter

As an accessory a drilling jig is available for each size of recessed profile of Ghost Continuous line, so to facilitate its alignment to the shutter. Only one drilling jig is required for each size of profile utilized.