

Marcel 2xLED GE

140920XX_140921XX_140922XX_140923XX_140924XX_140925XX

CHECK DIP-SWITCHES ON DRIVER

!

ON

OFF

1

2


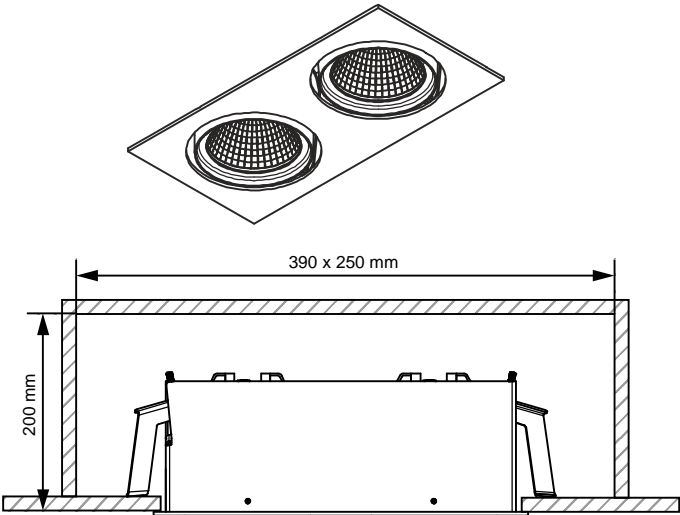

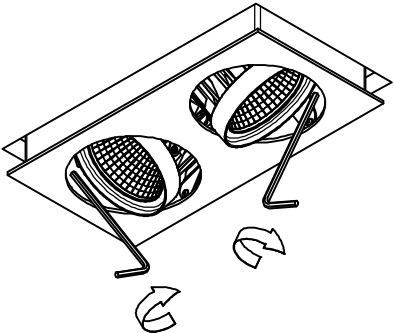
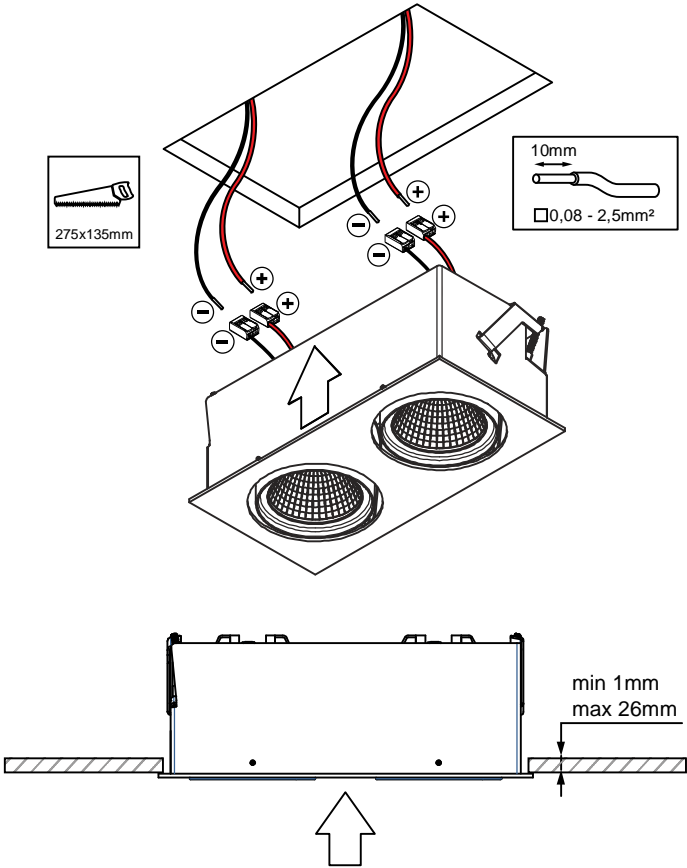
3

4

5

6

Drive Current (mA)	Forward Voltage		Power (W)
	min (Vf)	max (Vf)	
350	30,9	35,7	11,7
500	31,9	36,8	17,2
600	32,5	37,5	21,0
700	33,2	38,3	25,0
For serial connection, respect polarity!			
+ RED		- BLACK	



PREVENTING ELECTROSTATIC DAMAGE

!

A discharge of static electricity may damage sensitive components. Always be properly grounded when touching leads or circuitry inside the luminaire. Use a wrist strap connected by a ground cord to the housing. Avoid touching the light sources with bare hands.

!

Install luminaire out of reach.
The light source contained in this luminaire shall only be replaced by the manufacturer or his service agent or a similar qualified person

CAN BE USED WITH
Drivers:
see driver matrix - latest version on website
www.supermodular.com or check sales contact

