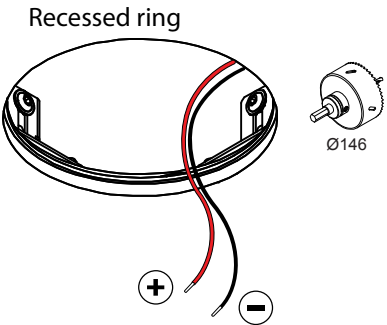
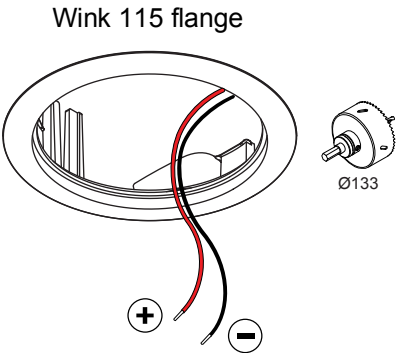


ASY WINK 115 LED GE

130710XX 130711XX 130712XX 130713XX 130714XX 130715XX 130716XX 130717XX 130718XX 130719XX 130720XX 130721XX

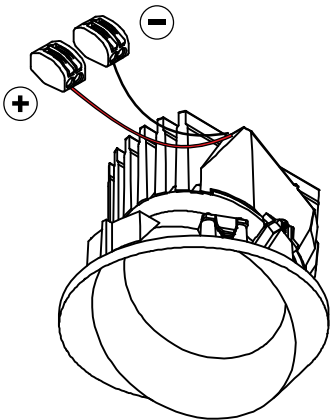


or

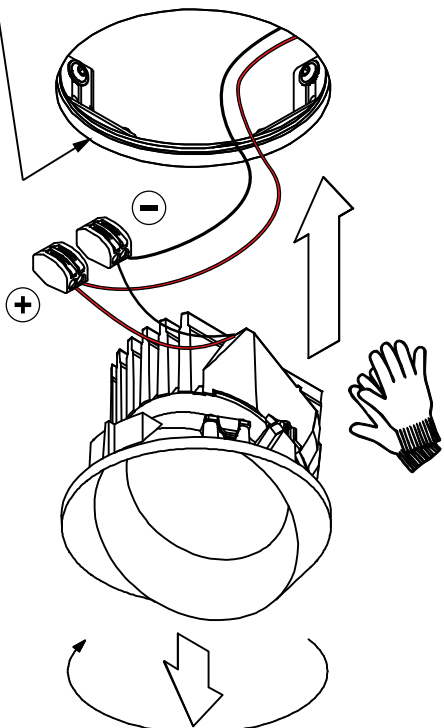


Drive Current (mA)	Forward Voltage		Power (W)
	min (Vf)	max (Vf)	
350	29,1	33,7	11,0
500	29,9	34,7	16,2
700	31,0	35,8	23,4

For serial connection, respect polarity!



inner edge must be perfectly clean



uninstall : Twist & Pull

The light source contained in this luminaire shall only be replaced by the manufacturer or his service agent or a similar qualified person

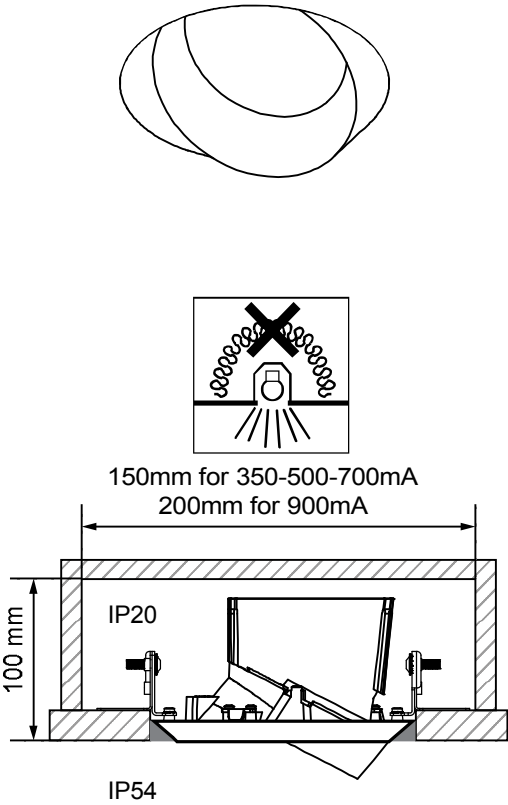
DO NOT TOUCH LED

CHECK DIP-SWITCHES ON DRIVER

ON
OFF 1 2 3 4 5 6

PREVENTING ELECTROSTATIC DAMAGE

A discharge of static electricity may damage sensitive components. Always be properly grounded when touching leads or circuitry inside the luminaire. Use a wrist strap connected by a ground cord to the housing. Avoid touching the light sources with bare hands.



CAN BE USED WITH
130730XX Wink 115 flange
14204030 Recessed ring Ø146
Drivers:
see driver matrix - latest version on website
www.supermodular.com or check sales contact

