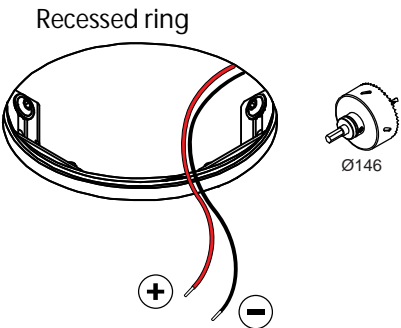
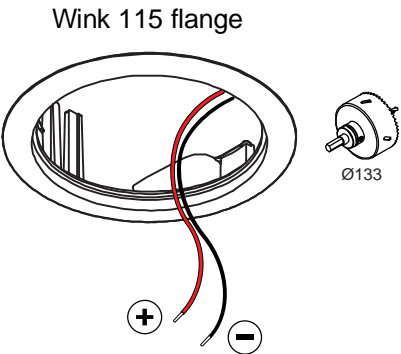


WINK 115 LED GE

130700XX 130701XX 130702XX 130703XX 130704XX 130705XX 130706XX 130707XX 130708XX

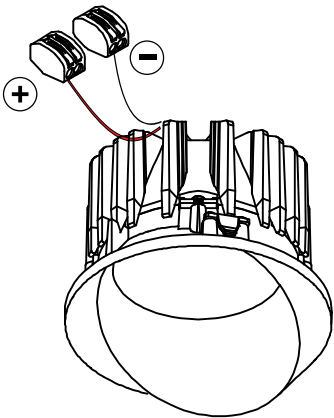


or

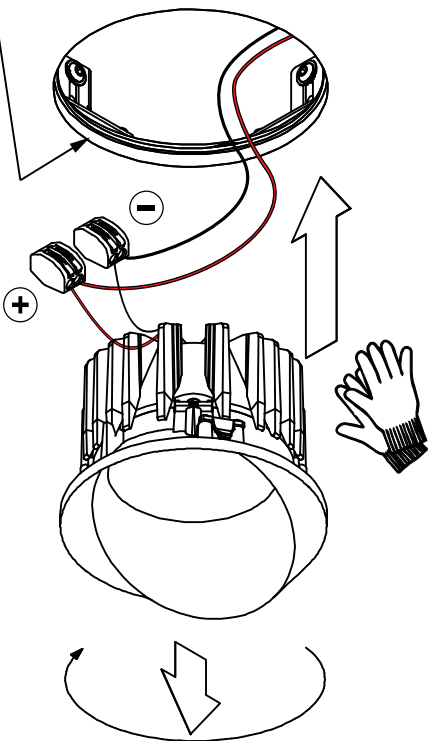


Drive Current (mA)	Forward Voltage		Power (W)
	min (Vf)	max (Vf)	
350	29,1	33,7	11,0
500	29,9	34,7	16,2
700	31,0	35,8	23,4

For serial connection, respect polarity!



inner edge must be perfectly clean



uninstall : Twist & Pull



The light source contained in this luminaire shall only be replaced by the manufacturer or his service agent or a similar qualified person.

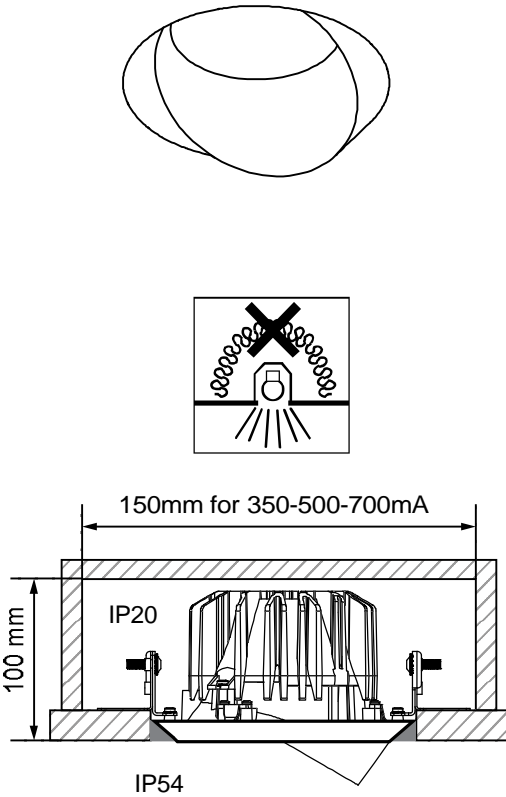
CHECK DIP-SWITCHES ON DRIVER

ON
OFF

1 2 3 4 5 6

PREVENTING ELECTROSTATIC DAMAGE

A discharge of static electricity may damage sensitive components. Always be properly grounded when touching leads or circuitry inside the luminaire. Use a wrist strap connected by a ground cord to the housing. Avoid touching the light sources with bare hands.



CAN BE USED WITH
130730XX Wink 115 flange
14204030 Recessed ring Ø146
Drivers:
see driver matrix - latest version on website
www.supermodular.com or check sales contact

