

ASCENT

design Daniel Rybakken, 2013

**LUCE
PLAN**

Type: Table




Light source: LED 11W^(*) 2700K CRI 90
324 lm (delivered)
dimmer on board

Product use: Indoor

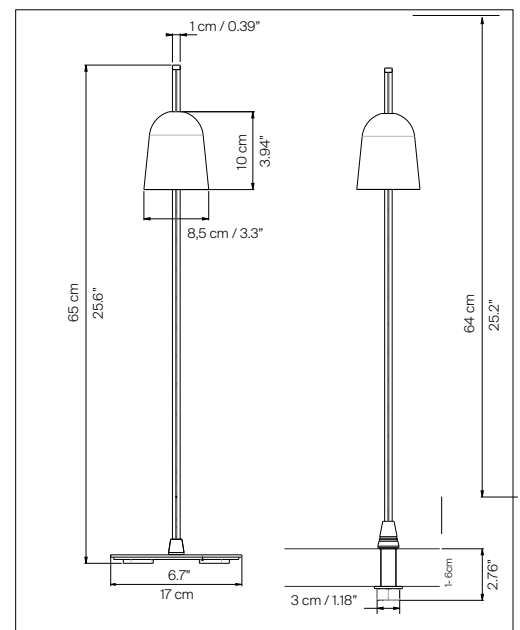
Materials: Extruded aluminium anodized in black, base in black painted steel, fixing pin with impact-proof device in black polyurethane rubber.

Colors: Black

Description: Intimate, conceptual, Ascent provides infinite shadings of light intensity, thanks to the very precise axial dimmer controlled by electronics mounted inside the shade. Circuits on the stem send input to a microprocessor that reacts to the vertical movement, adjusting light flow.

Insulation class:   

Reference code: D78 1D780=000001
D78 p.t. 1D78OPT00001



^(*) Power consumption by device

