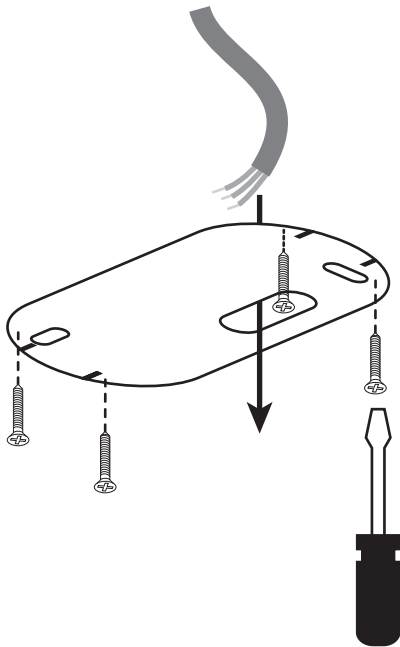
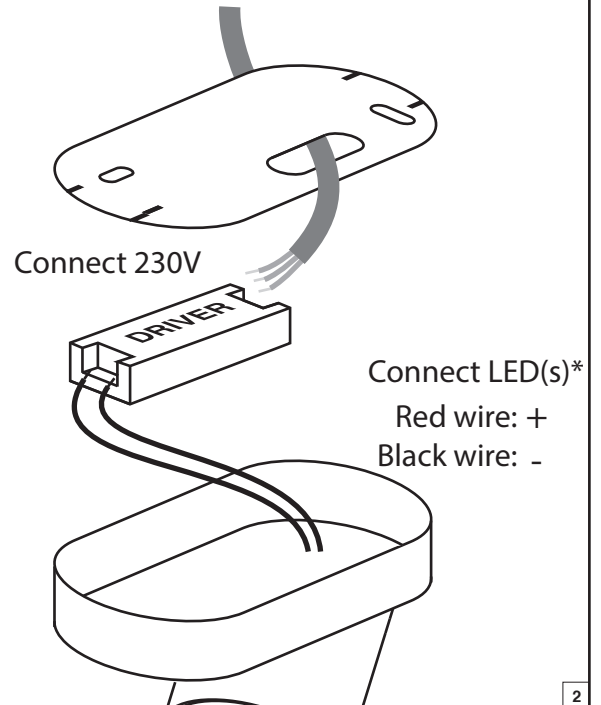


**Placing lightsource**

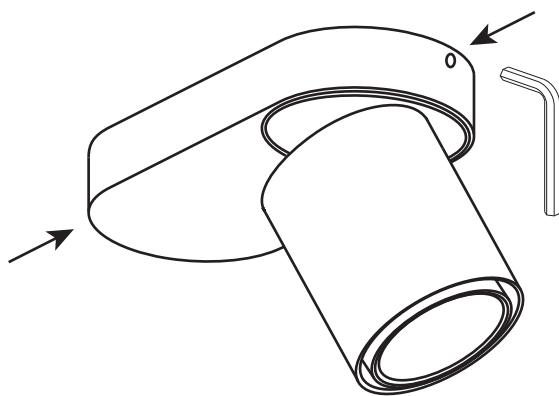
1. Place mountingpiece to ceiling
2. Connect LED to driver / Connect 230V to driver
3. Place item over mountingpiece / Fasten screws



1



2



3

**⚠ Attention!!**

Be very careful with LEDs when working on product!  
Do not touch LED surface. Do not let tools come in contact with LED surface. Warranty void if LED contact has taken place.

Only to be installed by a qualified electrician.  
Always make sure power is completely switched off when working on luminaire.

**Doxis Lighting Factory NV cannot be held responsible for any damage caused by incorrect installation.**