

LIGHTLIGHT® WALL-SHOP|HALB

Number of heads	1
Mounting	LightLight® Wall
Lamps description	QR-C 38 clear/frosted B15d 20/35W or LED QR-C 38 B15d 6W 370 lm 2700K CRI 90
Voltage (V)	12
Environment	Indoor

OPTICAL


Light controller description	Bare lamps
Aiming	Directional
Light distribution symmetry	Symmetric
Beam angle	38°

ELECTRICAL

Transformer availability	Separate item
Transformer mounting	Remote
Emergency	Without
Insulation class	Class III


PHYSICAL

Length of rod (mm)	2300-2700
Height (mm)	82
Spot diameter (mm)	25
Construction material	Aluminium
Weight (kg)	0,07

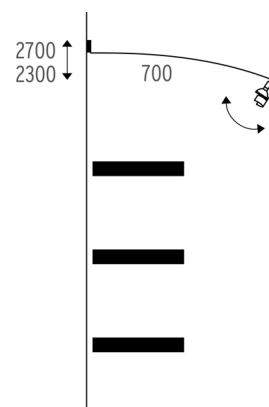


LightLight® Wall-Shop|Halb designed by Hans Buschfeld

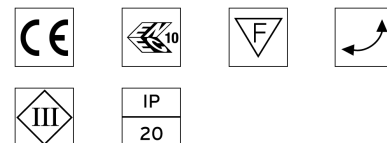
Luminaire to be installed on 12V wall track system. Track adapter integrated.

 BUI5001P

Polished aluminium



CERTIFICATIONS



LightLight® Wall-Shop|Halb . Lamps



BU30 Frosted

QR-C 38

Lamp Watt:
20 W

Lamp category:
Halogen low voltage

Socket:
B15d

Lamp angle:
32 °

Color temperature (K):
3000 °K

Catalog reference:
BU30 Frosted

Lamp type:
QR-C 38



BU10 Frosted

QR-C 38

Lamp Watt:
35 W

Lamp category:
Halogen low voltage

Socket:
B15d

Lamp angle:
40 °

Color temperature (K):
3000 °K

Catalog reference:
BU10 Frosted

Lamp type:
QR-C 38



BU95

LED QR-C 38

Lamp Watt:
6 W

Lamp category:
Halogen low voltage

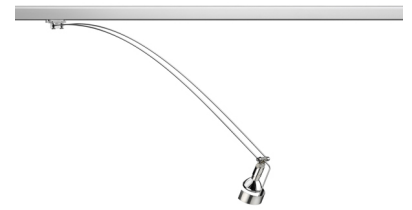
Socket:
B15d

Lamp angle:
42 °

Color temperature (K):
2700 °K

Catalog reference:
BU95

Lamp type:
LED QR-C 38

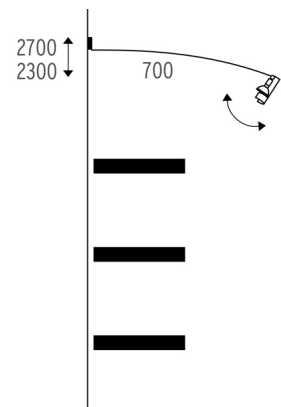


LightLight® Wall-Shop|Halb
designed by Hans Buschfeld

Luminaire to be installed on 12V wall track system. Track adapter integrated.

 BU15001P

Polished aluminium



CERTIFICATIONS

