

## MY WAY 210X200

<b>Beam angle</b>	85°
<b>Mounting</b>	Wall surface
<b>Lamps description</b>	Mid-Power Led: 13W - 1656 lm ≠ FIXT 817 lm - 4000K/CRI 80 - 220-240V
<b>Environment</b>	Indoor, Outdoor
<b>Notes</b>	We recommend using a connection system with a degree of protection greater than or equal to the degree of protection of the luminaire.

<b>Technical description</b>	Aluminum die-cast body EN AB-47100 (low copper content). High-resistance coating: after a sandblasting treatment of all components to make the surface porous and ensure a greater adhesion of the paint, the external coating is applied with a double layer with epoxy powders according to the QUALICOAT standard. The first layer of epoxy powder gives chemical and mechanical resistance, the second finishing layer of polyester powder ensures resistance to UV rays and atmospheric agents. The painted surfaces are treated with alkaline and acidic washes, then rinsed with demineralized water, subjected to a chemical conversion treatment to protect against oxidation. Frosted polycarbonate diffuser, UV-stabilised, glued to the head of the product to ensure a watertight seal.
------------------------------	--

## ELECTRICAL

<b>Transformer type</b>	Electronic
<b>Transformer availability</b>	Included
<b>Transformer mounting</b>	Integral
<b>Emergency</b>	Without
<b>Voltage (V)</b>	220/240

## PHYSICAL






<b>Aiming</b>	Fixed
<b>Weight (kg)</b>	0,95
<b>Number of heads</b>	1



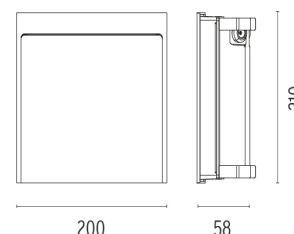
## My Way 210x200

designed by Piero Lissoni

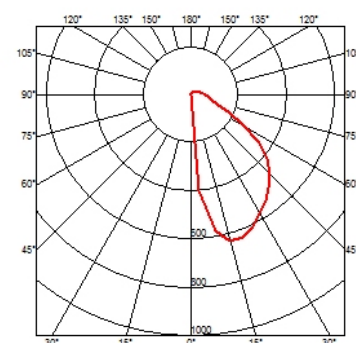
Luminaire for outdoor use for built-in installation on the wall with LED light source. Integrated 220/240V power source. Supplied with a double cable gland in plastic material for 7.5<math>\phi</math><math>\leq 9.5</math> mm section cables.

	F4358001	White
	F4358006	Grey
	F4358033	Anthracite
	F4358030	Black
	F4358018	Deep brown

## DIMENSIONS



## CERTIFICATIONS





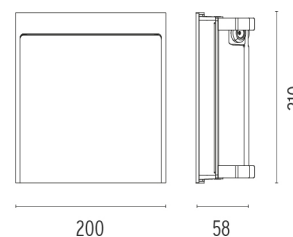
## My Way 210x200

designed by Piero Lissoni

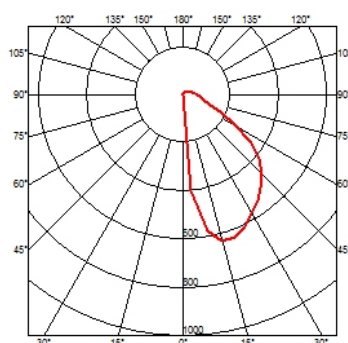
Luminaire for outdoor use for built-in installation on the wall with LED light source. Integrated 220/240V power source. Supplied with a double cable gland in plastic material for 7.5<math>\phi</math><9.5 mm section cables.

● F4358001	White
● F4358006	Grey
● F4358033	Anthracite
● F4358030	Black
● F4358018	Deep brown

## DIMENSIONS



## CERTIFICATIONS



## My Way 210x200 .Accessories

### Mounting



○ F4303000

### Remote Housing

## My Way 210x200 . Lamps



### Mid-Power LED

**Lamp category:**  
LED

**Socket:**  
Special base

**Lamp type:**  
Power LED



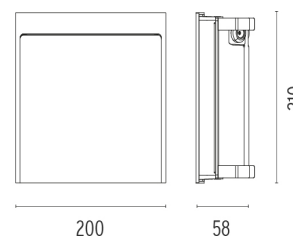
### My Way 210x200

designed by Piero Lissoni

Luminaire for outdoor use for built-in installation on the wall with LED light source. Integrated 220/240V power source. Supplied with a double cable gland in plastic material for 7.5<ø<9.5 mm section cables.

● F4358001	White
● F4358006	Grey
● F4358033	Anthracite
● F4358030	Black
● F4358018	Deep brown

### DIMENSIONS



### CERTIFICATIONS

