

MY WAY 210X200

Beam angle	85°
Mounting	Wall surface
Lamps description	Mid-Power Led: 13W - 1577 lm ≠ FIXT 777 lm - 3000K/CRI 80 - 220-240V
Environment	Indoor, Outdoor
Notes	We recommend using a connection system with a degree of protection greater than or equal to the degree of protection of the luminaire.

Technical description	Aluminum die-cast body EN AB-47100 (low copper content). High-resistance coating: after a sandblasting treatment of all components to make the surface porous and ensure a greater adhesion of the paint, the external coating is applied with a double layer with epoxy powders according to the QUALICOAT standard. The first layer of epoxy powder gives chemical and mechanical resistance, the second finishing layer of polyester powder ensures resistance to UV rays and atmospheric agents. The painted surfaces are treated with alkaline and acidic washes, then rinsed with demineralized water, subjected to a chemical conversion treatment to protect against oxidation. Frosted polycarbonate diffuser, UV-stabilised, glued to the head of the product to ensure a watertight seal.
------------------------------	--

ELECTRICAL

Transformer type	Electronic
Transformer availability	Included
Transformer mounting	Integral
Emergency	Without
Voltage (V)	220/240

PHYSICAL






Aiming	Fixed
Weight (kg)	0,95
Number of heads	1



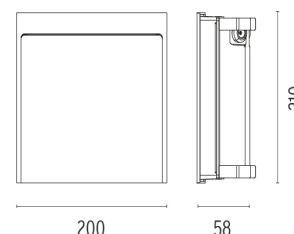
My Way 210x200

designed by Piero Lissoni

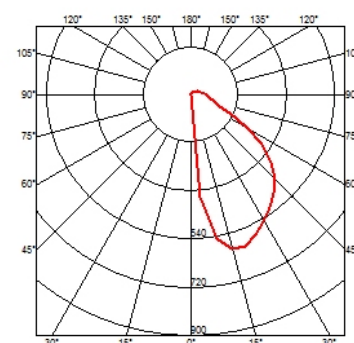
Luminaire for outdoor use for built-in installation on the wall with LED light source. Integrated 220/240V power source. Supplied with a double cable gland in plastic material for 7.5ϕ<9.5 mm section cables.

	F4357001	White
	F4357006	Grey
	F4357033	Anthracite
	F4357030	Black
	F4357018	Deep brown

DIMENSIONS



CERTIFICATIONS





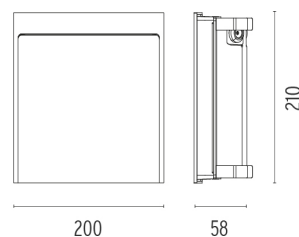
My Way 210x200

designed by Piero Lissoni

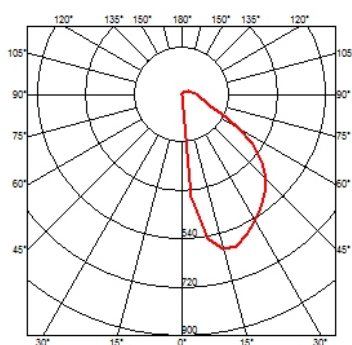
Luminaire for outdoor use for built-in installation on the wall with LED light source. Integrated 220/240V power source. Supplied with a double cable gland in plastic material for 7.5$\phi$$\leq 9.5$ mm section cables.

● F4357001	White
● F4357006	Grey
● F4357033	Anthracite
● F4357030	Black
● F4357018	Deep brown

DIMENSIONS



CERTIFICATIONS



My Way 210x200 .Accessories

Mounting



F4303000

Remote Housing

My Way 210x200 . Lamps



Mid-Power LED

Lamp category:
LED

Socket:
Special base

Lamp type:
Power LED



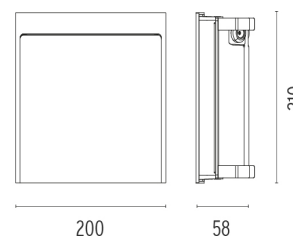
My Way 210x200

designed by Piero Lissoni

Luminaire for outdoor use for built-in installation on the wall with LED light source. Integrated 220/240V power source. Supplied with a double cable gland in plastic material for $7.5 < \phi < 9.5$ mm section cables.

● F4357001	White
● F4357006	Grey
● F4357033	Anthracite
● F4357030	Black
● F4357018	Deep brown

DIMENSIONS



CERTIFICATIONS

