

MY WAY 110X200

Beam angle	88°
Mounting	Wall surface
Lamps description	Mid-Power Led: 13W - 1656 lm ≠ FIXT 801 lm - 4000K/CRI 80 - 220-240V
Environment	Indoor, Outdoor
Notes	We recommend using a connection system with a degree of protection greater than or equal to the degree of protection of the luminaire.

Technical description	Aluminum die-cast body EN AB-47100 (low copper content). High-resistance coating: after a sandblasting treatment of all components to make the surface porous and ensure a greater adhesion of the paint, the external coating is applied with a double layer with epoxy powders according to the QUALICOAT standard. The first layer of epoxy powder gives chemical and mechanical resistance, the second finishing layer of polyester powder ensures resistance to UV rays and atmospheric agents. The painted surfaces are treated with alkaline and acidic washes, then rinsed with demineralized water, subjected to a chemical conversion treatment to protect against oxidation. Frosted polycarbonate diffuser, UV-stabilised, glued to the head of the product to ensure a watertight seal.
------------------------------	--

ELECTRICAL

Transformer type	Electronic
Transformer availability	Included
Transformer mounting	Integral
Emergency	Without
Voltage (V)	220/240

PHYSICAL






Aiming	Fixed
Weight (kg)	0,95
Number of heads	1



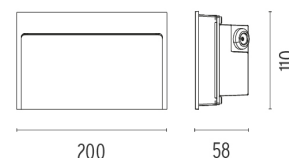
My Way 110x200

designed by Piero Lissoni

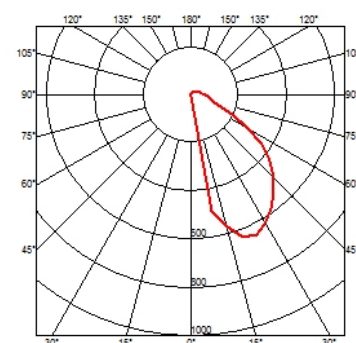
Luminaire for outdoor use for built-in installation on the wall with LED light source. Integrated 220/240V power source. Supplied with a 120 mm section of outgoing neoprene cable and IP67 cable connection system.

	F4355001	White
	F4355006	Grey
	F4355033	Anthracite
	F4355030	Black
	F4355018	Deep brown

DIMENSIONS



CERTIFICATIONS





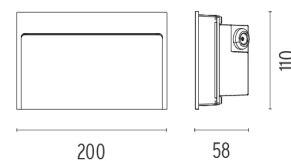
My Way 110x200

designed by Piero Lissoni

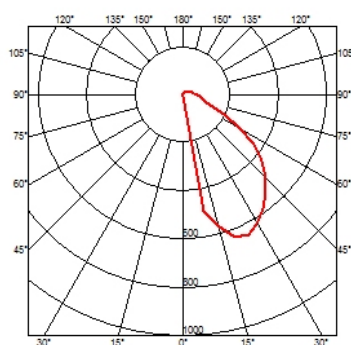
Luminaire for outdoor use for built-in installation on the wall with LED light source. Integrated 220/240V power source. Supplied with a 120 mm section of outgoing neoprene cable and IP67 cable connection system.

F4355001	White
F4355006	Grey
F4355033	Anthracite
F4355030	Black
F4355018	Deep brown

DIMENSIONS



CERTIFICATIONS



My Way 110x200 .Accessories

Electrical



F1205000

2 way terminal block 3 poles IP68

7-12 mm cables

My Way 110x200 .Accessories

Mounting



F4302000

Remote Housing



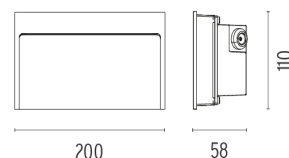
My Way 110x200

designed by Piero Lissoni

Luminaire for outdoor use for built-in installation on the wall with LED light source. Integrated 220/240V power source. Supplied with a 120 mm section of outgoing neoprene cable and IP67 cable connection system.

F4355001	White
F4355006	Grey
F4355033	Anthracite
F4355030	Black
F4355018	Deep brown

DIMENSIONS



My Way 110x200 .Lamps



Mid-Power LED

Lamp category:
LED

Socket:
Special base

Lamp type:
Power LED

CERTIFICATIONS

