

OUTGRAZE 48 L 900 MM

Beam angle	13°
Mounting	Ceiling surface, Wall surface
Lamps description	Power Led: 24W - 2160 lm ≠ *FIXT 1659 lm - 2700K/CRI 80 - 220-240V (*FIXT lm = Medium Optic)
Environment	Indoor, Outdoor
Notes	We recommend using a connection system with a degree of protection greater than or equal to the degree of protection of the luminaire.

Technical description	Central body in extruded aluminum, end cap in die-cast aluminum. Optics made with constant pitch between the lenses to offer a homogeneous luminous flux even in case of multiple lamps installed in a continuous line. High resistance external coating applied with a double layer of epoxy powders in accordance with the QUALICOAT standard. The first layer of epoxy powder gives chemical and mechanical resistance, the second finishing layer of polyester powder ensures resistance to UV rays and atmospheric agents. The painted surfaces are treated with alkaline and acidic washes, then rinsed with demineralized water, subjected to a chemical conversion treatment to protect against oxidation. Diffuser in extra clear transparent glass, screen-printed and glued to ensure a watertight seal. The installation of the product requires use of steel brackets, to be ordered separately. Luminaire provided with a length of approximately 1500 mm of outgoing neoprene cable on one side. On request it is possible to provide luminaires with loop-through connection for multiple installation with continuity of line.
------------------------------	-------------------------------------------------------------------------------------------------------------------------------------------------------------------------------------------------------------------------------------------------------------------------------------------------------------------------------------------------------------------------------------------------------------------------------------------------------------------------------------------------------------------------------------------------------------------------------------------------------------------------------------------------------------------------------------------------------------------------------------------------------------------------------------------------------------------------------------------------------------------------------------------------------------------------------------------------------------------------------------------------------------------------------------------------------------------------------------------------------------------------------------------------

ELECTRICAL

Transformer type	Electronic
Transformer availability	Included
Transformer mounting	Integral
Emergency	Without
Voltage (V)	220/240

PHYSICAL

IK rating	06
Aiming	Fixed
Weight (kg)	3,30
Number of heads	1



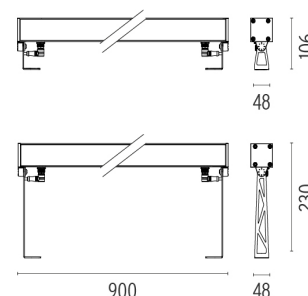
Outgraze 48 L 900 mm

designed by FLOS Outdoor

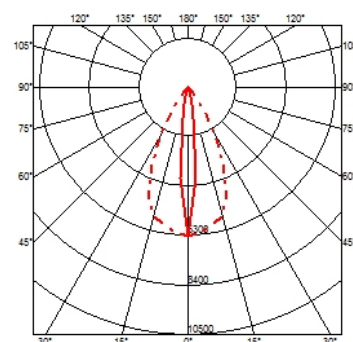
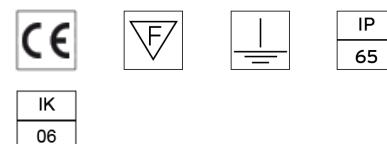
Luminaire for outdoor use for installation on the wall or ceiling with LED light source. Integrated 220/240V power source. Installation brackets, to be ordered separately. Dimmable version on request.

● F4278001	White
● F4278006	Grey
● F4278033	Anthracite
● F4278030	Black
● F4278018	Deep brown

DIMENSIONS



CERTIFICATIONS





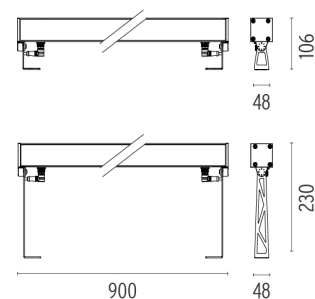
Outgraze 48 L 900 mm

designed by FLOS Outdoor

Luminaire for outdoor use for installation on the wall or ceiling with LED light source. Integrated 220/240V power source. Installation brackets, to be ordered separately. Dimmable version on request.

● F4278001	White
● F4278006	Grey
● F4278033	Anthracite
● F4278030	Black
● F4278018	Deep brown

DIMENSIONS



CERTIFICATIONS

