

## OUTGRAZE 35 L 900 MM

<b>Beam angle</b>	62°
<b>Mounting</b>	Ceiling surface, Wall surface
<b>Lamps description</b>	Power Led: 23W - 1950 lm ≠ *FIXT 1448 lm - 3000K/CRI 80 - 48V (*FIXT lm = Medium Optic)
<b>Environment</b>	Indoor, Outdoor
<b>Notes</b>	We recommend using a connection system with a degree of protection greater than or equal to the degree of protection of the luminaire.

<b>Technical description</b>	Central body in extruded aluminum, end cap in die-cast aluminum. Optics made with constant pitch between the lenses to offer a homogeneous luminous flux even in case of multiple lamps installed in a continuous line. High resistance external coating applied with a double layer of epoxy powders in accordance with the QUALICOAT standard. The first layer of epoxy powder gives chemical and mechanical resistance, the second finishing layer of polyester powder ensures resistance to UV rays and atmospheric agents. The painted surfaces are treated with alkaline and acidic washes, then rinsed with demineralized water, subjected to a chemical conversion treatment to protect against oxidation. Diffuser in extra clear transparent glass, screen-printed and glued to ensure a watertight seal. The installation of the product requires use of steel brackets, to be ordered separately. Luminaire provided with a length of approximately 1500 mm of outgoing neoprene cable on one side. On request it is possible to provide luminaires with loop-through connection for multiple installation with continuity of line.
------------------------------	-------------------------------------------------------------------------------------------------------------------------------------------------------------------------------------------------------------------------------------------------------------------------------------------------------------------------------------------------------------------------------------------------------------------------------------------------------------------------------------------------------------------------------------------------------------------------------------------------------------------------------------------------------------------------------------------------------------------------------------------------------------------------------------------------------------------------------------------------------------------------------------------------------------------------------------------------------------------------------------------------------------------------------------------------------------------------------------------------------------------------------------------------



### Outgraze 35 L 900 mm

designed by FLOS Outdoor

Luminaire for outdoor use for installation on the wall or ceiling with LED light source. 48V power source not included. Driver for remote installation and installation brackets to be ordered separately. Dimmable PWM luminaires.

● F4258001	White
● F4258006	Grey
● F4258033	Anthracite
● F4258030	Black
● F4258018	Deep brown

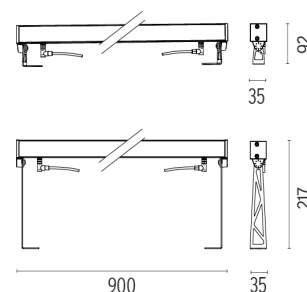
### ELECTRICAL

<b>Transformer type</b>	Electronic
<b>Transformer availability</b>	Separate item
<b>Transformer mounting</b>	Remote
<b>Emergency</b>	Without
<b>Voltage (V)</b>	48

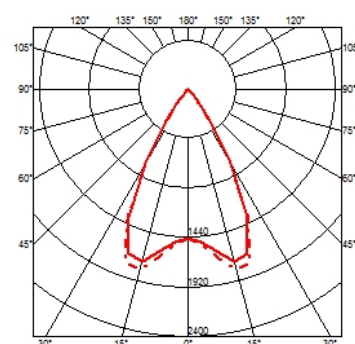
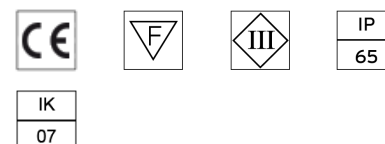
### PHYSICAL

<b>IK rating</b>	07
<b>Aiming</b>	Fixed
<b>Weight (kg)</b>	2.32
<b>Number of heads</b>	1

### DIMENSIONS



### CERTIFICATIONS





## Outgraze 35 L 900 mm

designed by FLOS Outdoor

Luminaire for outdoor use for installation on the wall or ceiling with LED light source. 48V power source not included. Driver for remote installation and installation brackets to be ordered separately. Dimmable PWM luminaires.

● F4258001	White
● F4258006	Grey
● F4258033	Anthracite
● F4258030	Black
● F4258018	Deep brown

## Outgraze 35 L 900 mm .Accessories

### Structural



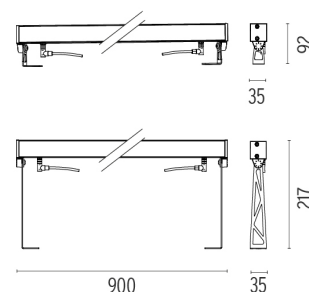
● F1204001
● F1204006
● F1204033
● F1204030
● F1204018

One pair of long rods L 200 mm.

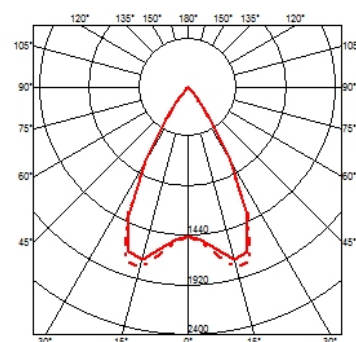
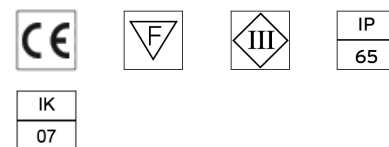
● F1203001
● F1203006
● F1203033
● F1203030
● F1203018

One pair of short rods L 80 mm.

## DIMENSIONS




## CERTIFICATIONS



# FLOS

## Outgraze 35 L 900 mm .Accessories

### Power Supply



RF25746

#### Power supply 240W

Power supply 48V 240W / 110-240V single output DIN RAIL.



RF25753

#### Power supply 60W

Power supply 48V 60W / 110-240V IP67 Class I selv eq.



### Outgraze 35 L 900 mm

designed by FLOS Outdoor

Luminaire for outdoor use for installation on the wall or ceiling with LED light source. 48V power source not included. Driver for remote installation and installation brackets to be ordered separately. Dimmable PWM luminaires.

- F4258001 White
- F4258006 Grey
- F4258033 Anthracite
- F4258030 Black
- F4258018 Deep brown

### Electrical



F1206000

#### 3/4 way terminal block 3 poles IP68

7-12 mm cables

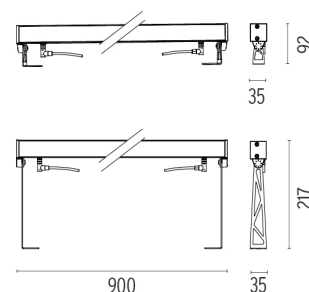


F1205000

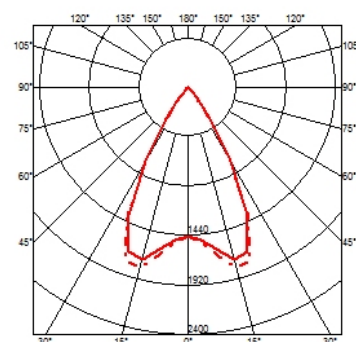
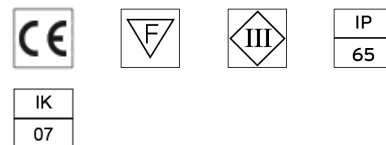
#### 2 way terminal block 3 poles IP68

7-12 mm cables

### DIMENSIONS



### CERTIFICATIONS



# FLOS

## Outgraze 35 L 900 mm . Lamps



**Power LED**

**Lamp category:**  
LED

**Socket:**  
Special base

**Lamp type:**  
Power LED



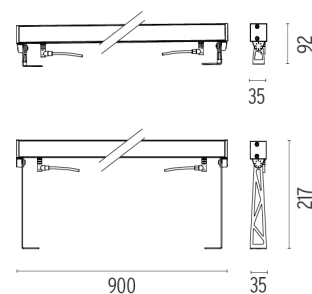
### Outgraze 35 L 900 mm

designed by FLOS Outdoor

Luminaire for outdoor use for installation on the wall or ceiling with LED light source. 48V power source not included. Driver for remote installation and installation brackets to be ordered separately. Dimmable PWM luminaires.

- F4258001 White
- F4258006 Grey
- F4258033 Anthracite
- F4258030 Black
- F4258018 Deep brown

### DIMENSIONS



### CERTIFICATIONS

