

## OUTGRAZE 48 L 900 MM

<b>Beam angle</b>	14°
<b>Mounting</b>	Ceiling surface, Wall surface
<b>Lamps description</b>	Power Led: 24W - 2520 lm ≠ *FIXT 1935 lm - 4000K/CRI 80 - 220-240V (*FIXT lm = Medium Optic)
<b>Environment</b>	Indoor, Outdoor
<b>Notes</b>	We recommend using a connection system with a degree of protection greater than or equal to the degree of protection of the luminaire.

<b>Technical description</b>	Central body in extruded aluminum, end cap in die-cast aluminum. Optics made with constant pitch between the lenses to offer a homogeneous luminous flux even in case of multiple lamps installed in a continuous line. High resistance external coating applied with a double layer of epoxy powders in accordance with the QUALICOAT standard. The first layer of epoxy powder gives chemical and mechanical resistance, the second finishing layer of polyester powder ensures resistance to UV rays and atmospheric agents. The painted surfaces are treated with alkaline and acidic washes, then rinsed with demineralized water, subjected to a chemical conversion treatment to protect against oxidation. Diffuser in extra clear transparent glass, screen-printed and glued to ensure a watertight seal. The installation of the product requires use of steel brackets, to be ordered separately. Luminaire provided with a length of approximately 1500 mm of outgoing neoprene cable on one side. On request it is possible to provide luminaires with loop-through connection for multiple installation with continuity of line.
------------------------------	---



### Outgraze 48 L 900 mm

designed by FLOS Outdoor

Luminaire for outdoor use for installation on the wall or ceiling with LED light source. Integrated 220/240V power source. Installation brackets, to be ordered separately. Dimmable version on request.

● F4223001	White
● F4223006	Grey
● F4223033	Anthracite
● F4223030	Black
● F4223018	Deep brown

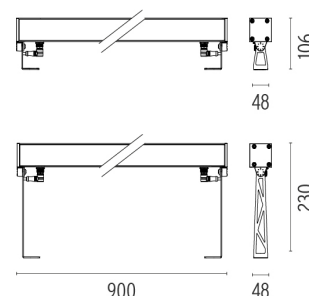
### ELECTRICAL

<b>Transformer type</b>	Electronic
<b>Transformer availability</b>	Included
<b>Transformer mounting</b>	Integral
<b>Emergency</b>	Without
<b>Voltage (V)</b>	220/240

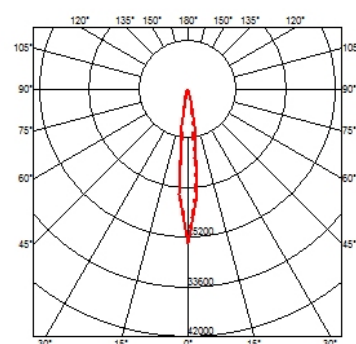
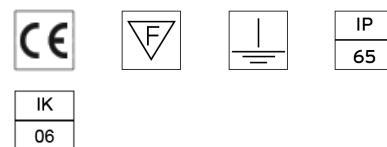
### PHYSICAL

<b>IK rating</b>	06
<b>Aiming</b>	Fixed
<b>Weight (kg)</b>	3,30
<b>Number of heads</b>	1

### DIMENSIONS



### CERTIFICATIONS





## Outgraze 48 L 900 mm designed by FLOS Outdoor

Luminaire for outdoor use for installation on the wall or ceiling with LED light source. Integrated 220/240V power source. Installation brackets, to be ordered separately. Dimmable version on request.

- F4223001 White
- F4223006 Grey
- F4223033 Anthracite
- F4223030 Black
- F4223018 Deep brown

## Outgraze 48 L 900 mm .Accessories

### Structural



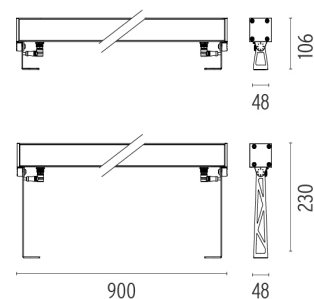
- F1204001
- F1204006
- F1204033
- F1204030
- F1204018

One pair of long rods L  
200 mm.

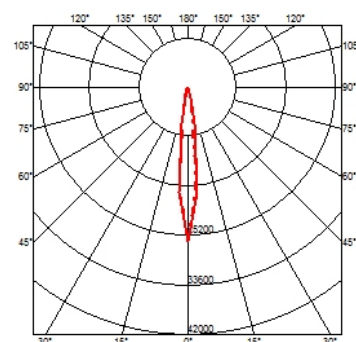
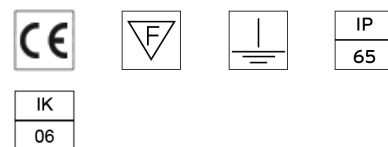
- F1203001
- F1203006
- F1203033
- F1203030
- F1203018

One pair of short rods L  
80 mm.

### DIMENSIONS



### CERTIFICATIONS



# FLOS

## Outgraze 48 L 900 mm .Accessories

### Electrical



○ F1206000

**3/4 way terminal block 3 poles IP68**

7-12 mm cables



○ F1205000

**2 way terminal block 3 poles IP68**

7-12 mm cables

## Outgraze 48 L 900 mm . Lamps



### Power LED

#### Lamp category:

LED

#### Socket:

Special base

#### Lamp type:

Power LED



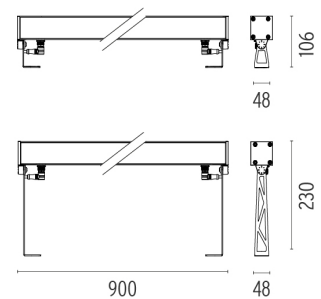
### Outgraze 48 L 900 mm

designed by FLOS Outdoor

Luminaire for outdoor use for installation on the wall or ceiling with LED light source. Integrated 220/240V power source. Installation brackets, to be ordered separately. Dimmable version on request.

- F4223001 White
- F4223006 Grey
- F4223033 Anthracite
- F4223030 Black
- F4223018 Deep brown

### DIMENSIONS



### CERTIFICATIONS

