

CLESSIDRA


Beam angle	40°
Mounting	Wall surface
Lamps description	2 LED 3000K - 812lm - CRI80 - 10W
Environment	Indoor, Outdoor
Finish	Grey, Deep brown
Technical description	Diffused direct/indirect-light wall lighting device. Body obtained by means of aluminium pressofusion and diffusers in PMMA. Aluminium wall attachment with cover in PA66. Available in white-painted or chrome-plated for indoor version and deep brown-painted or gray-painted for outdoor version. High-efficiency lenses specially designed for the application, non-replaceable. Wide range (100-240Volt) power pack integrated in the body. Level IP55

ELECTRICAL

Emergency	Without
Voltage (V)	100/240

PHYSICAL

Supply	Terminal block
Construction material	Aluminum, PMMA
Weight (kg)	1.1



Clessidra

designed by Antonio Citterio

Diffused direct/indirect-light wall lighting device.

● F1584018	Deep brown
● F1584006	Grey

DIMENSIONS




CERTIFICATIONS



IP
55

Clessidra . Lamps



LED 10W CLESSIDRA

Lamp Watt:

10 W

Lamp category:

LED

Color temperature (K):

3000 °K

Lamp type:

LED



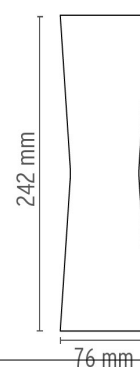
Clessidra

designed by Antonio Citterio

Diffused direct/indirect-light wall lighting device.

● F1584018	Deep brown
● F1584006	Grey

DIMENSIONS



CERTIFICATIONS



IP
55