

## CAMOUFLAGE 140 MM

<b>Beam angle</b>	157°
<b>Mounting</b>	Wall surface
<b>Lamps description</b>	Mid-Power Led: 8W - 960 lm ≠ FIXT 579 lm - 4000K/CRI 80 - 24V
<b>Environment</b>	Indoor, Outdoor
<b>Notes</b>	We recommend using a connection system with a degree of protection greater than or equal to the degree of protection of the luminaire.

<b>Technical description</b>	Dissipating aluminum body with diffuser in transparent polycarbonate. The Crema d'Orcia and Basaltina stone finishes are made by fastening high-strength, high-resistance adhesive to a stone plate created by means of mechanical machining from a solid block. The concrete finishing is made by fastening a poured cement plate reinforced with fiberglass using a single component high strength, high-resistance adhesive. The Primer version is painted after installation with normal water-based colors (tempera, stucco, water-based paints) to ensure maximum uniformity with the architecture. The aluminum versions are finished with a high-resistance coating: after a sandblasting treatment of all components to make the surface porous and ensure a greater adhesion of the paint, the external coating is applied with a double layer with epoxy powders according to the QUALICOAT standard. The first layer of epoxy powder gives chemical and mechanical resistance, the second finishing layer of polyester powder ensures resistance to UV rays and atmospheric agents. The painted surfaces are treated with alkaline and acidic washes, then rinsed with demineralized water, subjected to a chemical conversion treatment to protect against oxidation. Upon commercial and technical evaluation, it is possible to create customized versions with other materials on request.
------------------------------	--

## ELECTRICAL

<b>Transformer type</b>	Electronic
<b>Transformer availability</b>	Separate item
<b>Transformer mounting</b>	Integral, Remote
<b>Emergency</b>	Without
<b>Voltage (V)</b>	24

## PHYSICAL

<b>Aiming</b>	Fixed
<b>Diameter (mm)</b>	140
<b>Weight (kg)</b>	max 0,45
<b>Number of heads</b>	1



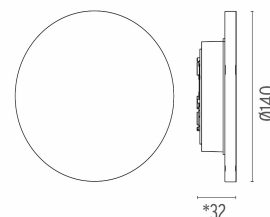
## Camouflage 140 mm

designed by Piero Lissoni

Collection of products for outdoor use, for wall installation with LED light source. 24V power source not included. Includes power cable of 100 mm. The driver can be installed remotely (remote housing not required) or housed at the back of the luminaire by means of a suitable optional remote housing.

FI312000	Primer
FI312001	White
FI312006	Grey
FI312018	Deep brown
FI312030	Black
FI312033	Anthracite
FI312087	Basaltina Stone
FI312089	Concrete
FI312090	Crema d'orcina stone

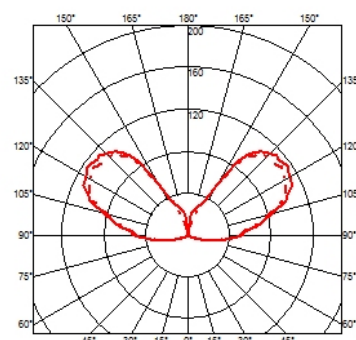
## DIMENSIONS



\*Concrete, crema d'orcina, basaltina H = 35 mm.

## CERTIFICATIONS

CE	F	III	IP 65
----	---	-----	-------





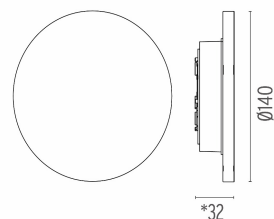
## Camouflage 140 mm

designed by Piero Lissoni

Collection of products for outdoor use, for wall installation with LED light source. 24V power source not included. Includes power cable of 100 mm. The driver can be installed remotely (remote housing not required) or housed at the back of the luminaire by means of a suitable optional remote housing.

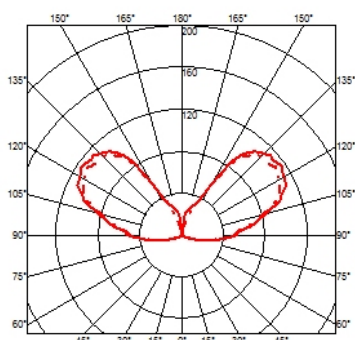
FI312000	Primer
FI312001	White
FI312006	Grey
FI312018	Deep brown
FI312030	Black
FI312033	Anthracite
FI312087	Basaltina Stone
FI312089	Concrete
FI312090	Crema d'orcina stone

## DIMENSIONS



\*Concrete, crema d'orcina, basaltina H = 35 mm.

## CERTIFICATIONS



## Camouflage 140 mm .Accessories

### Power Supply



RF25747

#### Power supply 10W

Power supply for remote installation 24V 10W / 110-240V IP20 Class II selv.



RF25750

#### Power supply 17W

Power supply for remote installation 24V DC 17W / 110-240V (15W 110V) IP20 Class II selv.



RF25755

#### Power supply 50W

Power supply for remote installation 24V DC 50W / 120-240V IP67 Class II selv.

## Camouflage 140 mm .Accessories



RF25749

### Power supply 70W


Power supply for remote installation 24V DC 70W / 220-240V IP67 Class II selv.



RF25756

### Power supply 100W

Power supply for remote installation 24V DC 100W / 120-240V IP67 Class II selv.



RF25748

### Power supply 8W

Power supply for remote installation 24V 8W / 110-240V IP65 Class II selv.



### Camouflage 140 mm

designed by Piero Lissoni

Collection of products for outdoor use, for wall installation with LED light source. 24V power source not included. Includes power cable of 100 mm. The driver can be installed remotely (remote housing not required) or housed at the back of the luminaire by means of a suitable optional remote housing.



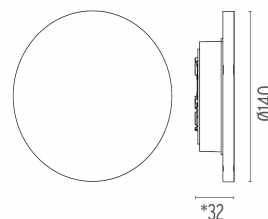
RF25752

### Power supply 20W

Power supply for remote installation 24V DC 20W / 220-240V IP67 Class II selv.

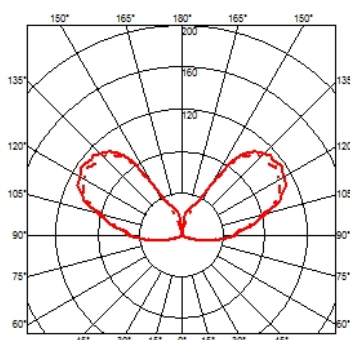
FI312000	Primer
FI312001	White
FI312006	Grey
FI312018	Deep brown
FI312030	Black
FI312033	Anthracite
FI312087	Basaltina Stone
FI312089	Concrete
FI312090	Crema d'orcina stone

### DIMENSIONS



\*Concrete, crema d'orcina, basaltina H = 35 mm.

### CERTIFICATIONS



### Mounting



FI318000

### Installation box

# FLOS

## Camouflage 140 mm . Lamps



### Mid-Power LED

**Lamp category:**  
LED

**Socket:**  
Special base

**Lamp type:**  
Power LED



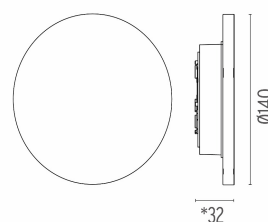
### Camouflage 140 mm

designed by Piero Lissoni

Collection of products for outdoor use, for wall installation with LED light source. 24V power source not included. Includes power cable of 100 mm. The driver can be installed remotely (remote housing not required) or housed at the back of the luminaire by means of a suitable optional remote housing.

FI312000	Primer
FI312001	White
FI312006	Grey
FI312018	Deep brown
FI312030	Black
FI312033	Anthracite
FI312087	Basaltina Stone
FI312089	Concrete
FI312090	Crema d'orcia stone

### DIMENSIONS



\*Concrete, crema d'orcia, basaltina H = 35 mm.

### CERTIFICATIONS

