

## CLIMBER DOWN - 175

<b>Beam angle</b>	10°
<b>Lamps description</b>	Power Led: 12W - 936 lm ≠ *FIXT 781 lm - 3000K/CRI 80 - 110-240V (*FIXT lm = Spot Optic)
<b>Environment</b>	Indoor, Outdoor
<b>Notes</b>	We recommend using a connection system with a degree of protection greater than or equal to the degree of protection of the luminaire.
<b>Technical description</b>	Bi-emission and mono-emission versions pointing downwards. Aluminum die-cast body EN AB-47100, low copper content with asymmetrical optics housing: the optics in the lower part is retracted and protected by a shutter to restrict annoying glare and maximize visual comfort. In the bi-emission version, the glass of the closure of the upper optics is flush with the edge of the light in order to prevent water deposits. The micro-texturized glass diffusers are glued to ensure water resistance and textured to ensure a uniform light beam generated by each single LED, maintaining excellent luminous efficiency. High-resistance coating: after a sandblasting treatment of all components to make the surface porous and ensure a greater adhesion of the paint, the external coating is applied with a double layer with epoxy powders according to the QUALICOAT standard. The first layer of epoxy powder gives chemical and mechanical resistance, the second finishing layer of polyester powder ensures resistance to UV rays and atmospheric agents. The painted surfaces are treated with alkaline and acidic washes, then rinsed with demineralized water, subjected to a chemical conversion treatment to protect against oxidation.



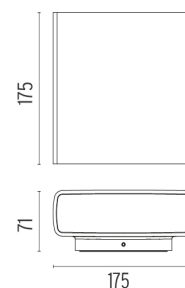
### Climber Down - 175

designed by Piero Lissoni

Luminaire for outdoor use for installation on the wall with LED light source. Integrated 110/240V power source. Supplied with an 80 mm section of outgoing neoprene cable. Dimmable version on request.

● F1142001	White
● F1142006	Grey
● F1142033	Anthracite
● F1142030	Black
● F1142018	Deep brown

### DIMENSIONS



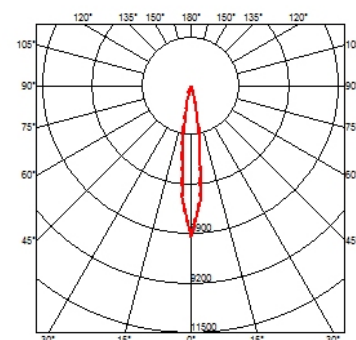
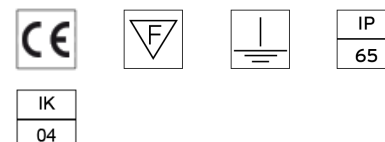
### ELECTRICAL

<b>Transformer type</b>	Electronic
<b>Transformer availability</b>	Included
<b>Transformer mounting</b>	Integral
<b>Emergency</b>	Without
<b>Voltage (V)</b>	110/240

### PHYSICAL

<b>IK rating</b>	04
<b>Aiming</b>	Fixed
<b>Weight (kg)</b>	2,13
<b>Number of heads</b>	1

### CERTIFICATIONS





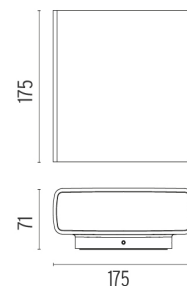
## Climber Down - I75

designed by Piero Lissoni

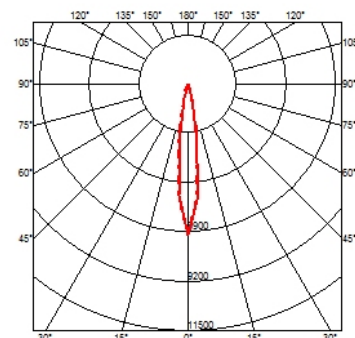
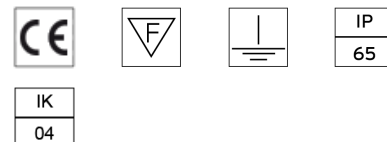
Luminaire for outdoor use for installation on the wall with LED light source. Integrated 110/240V power source. Supplied with an 80 mm section of outgoing neoprene cable. Dimmable version on request.

● F1142001	White
● F1142006	Grey
● F1142033	Anthracite
● F1142030	Black
● F1142018	Deep brown

## DIMENSIONS



## CERTIFICATIONS



## Climber Down - I75 . Lamps



**Power LED**

**Lamp category:**

LED

**Socket:**

Special base

**Lamp type:**

Power LED