

CLIMBER UP&DOWN - 87

| | |
|------------------------------|---|
| Beam angle | 10° |
| Lamps description | Power Led: 12W - 2x468 lm ≠ *FIXT 2x425 lm - 3000K/CRI 80 - 110-240V (*FIXT lm = Spot Optic) |
| Environment | Indoor, Outdoor |
| Notes | We recommend using a connection system with a degree of protection greater than or equal to the degree of protection of the luminaire. |
| Technical description | Bi-emission and mono-emission versions pointing downwards. Aluminum die-cast body EN AB-47100, low copper content with asymmetrical optics housing: the optics in the lower part is retracted and protected by a shutter to restrict annoying glare and maximize visual comfort. In the bi-emission version, the glass of the closure of the upper optics is flush with the edge of the light in order to prevent water deposits. The micro-texturized glass diffusers are glued to ensure water resistance and textured to ensure a uniform light beam generated by each single LED, maintaining excellent luminous efficiency. High-resistance coating: after a sandblasting treatment of all components to make the surface porous and ensure a greater adhesion of the paint, the external coating is applied with a double layer with epoxy powders according to the QUALICOAT standard. The first layer of epoxy powder gives chemical and mechanical resistance, the second finishing layer of polyester powder ensures resistance to UV rays and atmospheric agents. The painted surfaces are treated with alkaline and acidic washes, then rinsed with demineralized water, subjected to a chemical conversion treatment to protect against oxidation. |



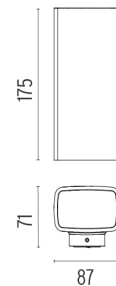
Climber Up&Down - 87

designed by Piero Lissoni

Luminaire for outdoor use for installation on the wall with LED light source. Integrated 110/240V power source. Supplied with an 80 mm section of outgoing neoprene cable. Dimmable version on request.

| | |
|------------|------------|
| ● F1118001 | White |
| ● F1118006 | Grey |
| ● F1118033 | Anthracite |
| ● F1118030 | Black |
| ● F1118018 | Deep brown |

DIMENSIONS



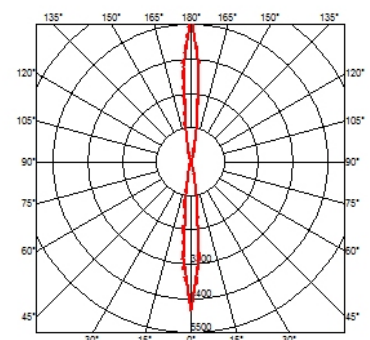
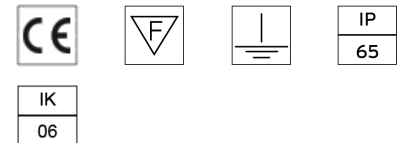
ELECTRICAL

| | |
|---------------------------------|------------|
| Transformer type | Electronic |
| Transformer availability | Included |
| Transformer mounting | Integral |
| Emergency | Without |
| Voltage (V) | 110/240 |

PHYSICAL

| | |
|------------------------|-------|
| IK rating | 06 |
| Aiming | Fixed |
| Weight (kg) | 1,25 |
| Number of heads | 1 |

CERTIFICATIONS





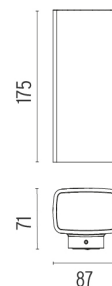
Climber Up&Down - 87

designed by Piero Lissoni

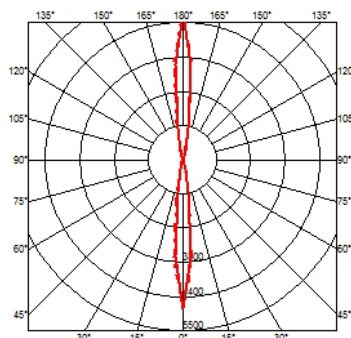
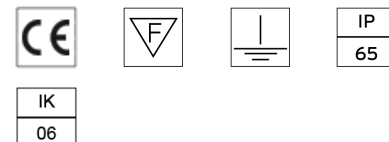
Luminaire for outdoor use for installation on the wall with LED light source. Integrated 110/240V power source. Supplied with an 80 mm section of outgoing neoprene cable. Dimmable version on request.

| | |
|------------|------------|
| ● F1118001 | White |
| ● F1118006 | Grey |
| ● F1118033 | Anthracite |
| ● F1118030 | Black |
| ● F1118018 | Deep brown |

DIMENSIONS



CERTIFICATIONS



Climber Up&Down - 87 . Lamps



Power LED

Lamp category:

LED

Socket:

Special base

Lamp type:

Power LED