

## BELLHOP WALL

<b>Beam angle</b>	85°
<b>Mounting</b>	Wall surface
<b>Lamps description</b>	Power LED: 8W - 873 lm ≠ FIXT 607 lm - 4000K/CRI 80 - 100-240V
<b>Environment</b>	Outdoor
<b>Technical description</b>	Wall light version of the Bellhop Outdoor Collection for diffuse light, made of extruded and die-cast aluminium or stainless steel.




## ELECTRICAL

<b>Transformer type</b>	Electronic
<b>Transformer availability</b>	Included
<b>Transformer mounting</b>	Integral
<b>Emergency</b>	Without
<b>Voltage (V)</b>	100/240

## PHYSICAL

<b>Aiming</b>	Fixed
<b>Weight (kg)</b>	0,80 (1,10 Kg Stainless Steel)
<b>Number of heads</b>	1



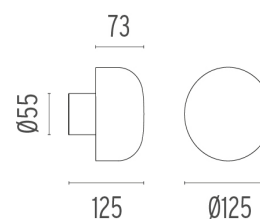
## Bellhop Wall

designed by Edward Barber and Jay Osgerby

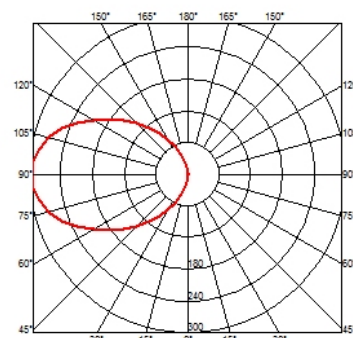
100/240V power supply Integrated. Direct wall attachment. Each luminaire is equipped with a segment of 20 cm cable for connection inside the luminaire body. Suggested connection with 2 way terminal block 3 phases IP68, to be ordered separately.

- F003C41A001 White
- F003C41A006 Grey
- F003C41A033 Anthracite
- F003C41A030 Black
- F003C41A018 Deep brown
- F003C41A005 Stainless steel

## DIMENSIONS



## CERTIFICATIONS



## Bellhop Wall . Lamps



### Power LED

**Lamp category:**  
LED

**Socket:**  
Special base

**Lamp type:**  
Power LED



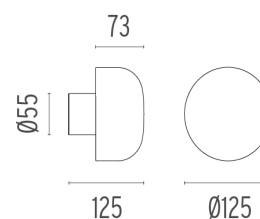
### Bellhop Wall

designed by Edward Barber and Jay Osgerby

100/240V power supply Integrated. Direct wall attachment. Each luminaire is equipped with a segment of 20 cm cable for connection inside the luminaire body. Suggested connection with 2 way terminal block 3 phases IP68, to be ordered separately.

- F003C41A001 White
- F003C41A006 Grey
- F003C41A033 Anthracite
- F003C41A030 Black
- F003C41A018 Deep brown
- F003C41A005 Stainless steel

### DIMENSIONS



### CERTIFICATIONS

