


BELLHOP WALL

Beam angle	85°
Mounting	Wall surface
Lamps description	Power LED: 8W - 816 lm ≠ FIXT 580 lm - 3000K/CRI 80 - 100-240V
Environment	Outdoor
Technical description	Wall light version of the Bellhop Outdoor Collection for diffuse light, made of extruded and die-cast aluminium or stainless steel.




ELECTRICAL

Transformer type	Electronic
Transformer availability	Included
Transformer mounting	Integral
Emergency	Without
Voltage (V)	100/240

PHYSICAL

Aiming	Fixed
Weight (kg)	0,80 (1,10 Kg Stainless Steel)
Number of heads	1



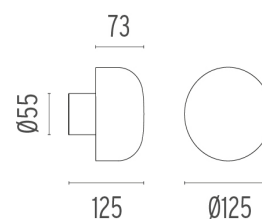
Bellhop Wall

designed by Edward Barber and Jay Osgerby

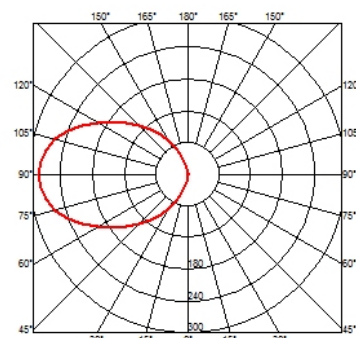
100/240V power supply Integrated. Direct wall attachment. Each luminaire is equipped with a segment of 20 cm cable for connection inside the luminaire body. Suggested connection with 2 way terminal block 3 phases IP68, to be ordered separately.

- F003C3IA001 White
- F003C3IA006 Grey
- F003C3IA033 Anthracite
- F003C3IA030 Black
- F003C3IA018 Deep brown
- F003C3IA005 Stainless steel

DIMENSIONS



CERTIFICATIONS



Bellhop Wall . Lamps



Power LED

Lamp category:
LED

Socket:
Special base

Lamp type:
Power LED



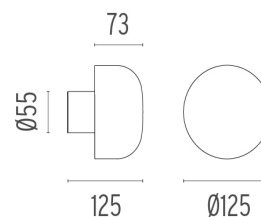
Bellhop Wall

designed by Edward Barber and Jay Osgerby

100/240V power supply Integrated. Direct wall attachment. Each luminaire is equipped with a segment of 20 cm cable for connection inside the luminaire body. Suggested connection with 2 way terminal block 3 phases IP68, to be ordered separately.

- F003C3IA001 White
- F003C3IA006 Grey
- F003C3IA033 Anthracite
- F003C3IA030 Black
- F003C3IA018 Deep brown
- F003C3IA005 Stainless steel

DIMENSIONS



CERTIFICATIONS

