


BELLHOP WALL DALI

Beam angle	85°
Mounting	Wall surface
Lamps description	Power LED: 8W - 783 lm ≠ FIXT 55 l - 2700K/CRI 80 - 100-240V
Environment	Outdoor
Technical description	Wall light version of the Bellhop Outdoor Collection for diffuse light, made of extruded and die-cast aluminium or stainless steel.



ELECTRICAL

Transformer type	Electronic dimmable dali
Transformer availability	Included
Transformer mounting	Integral
Emergency	Without
Voltage (V)	100/240

Bellhop Wall Dali

designed by Edward Barber and Jay Osgerby

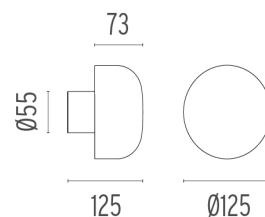
100/240V power supply Integrated. Direct wall attachment. Each luminaire is equipped with a segment of 20 cm cable for connection inside the luminaire body. Suggested connection with 2 way terminal block 3 phases IP68, to be ordered separately.

PHYSICAL


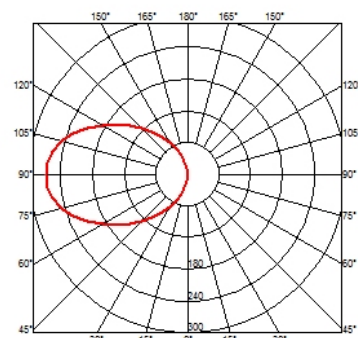
Aiming	Fixed
Weight (kg)	0,80 (1,10 Kg Stainless Steel)
Number of heads	1

- F003C21D001 White
- F003C21D006 Grey
- F003C21D033 Anthracite
- F003C21D030 Black
- F003C21D018 Deep brown
- F003C21D005 Stainless steel

DIMENSIONS



CERTIFICATIONS



Bellhop Wall Dali . Lamps



Power LED

Lamp category:
LED

Socket:
Special base

Lamp type:
Power LED



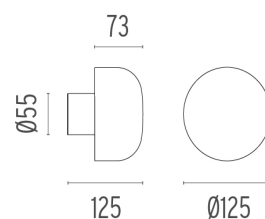
Bellhop Wall Dali

designed by Edward Barber and Jay Osgerby

100/240V power supply Integrated. Direct wall attachment. Each luminaire is equipped with a segment of 20 cm cable for connection inside the luminaire body. Suggested connection with 2 way terminal block 3 phases IP68, to be ordered separately.

- F003C21D001 White
- F003C21D006 Grey
- F003C21D033 Anthracite
- F003C21D030 Black
- F003C21D018 Deep brown
- F003C21D005 Stainless steel

DIMENSIONS



CERTIFICATIONS

