

BELVEDERE SPOT F3

Beam angle	28° Flood
Mounting	Ground
Lamps description	Power LED: 6W - 530 lm ≠ FIXT 363 lm - 3000K/CRI 80 - 100-240V
Environment	Outdoor
Notes	We recommend using a connection system with a degree of protection greater than or equal to the degree of protection of the luminaire.
Technical description	Family of adjustable outdoor LED lighting luminaires (double rotation, vertical and horizontal axle) suitable for floor installations (ground or buried) and with integrated power supply box.

ELECTRICAL

Transformer type	Electronic
Transformer availability	Included
Transformer mounting	Integral
Emergency	Without
Voltage (V)	100/240

PHYSICAL

Aiming	Adjustable
Weight (kg)	2,10
Number of heads	1



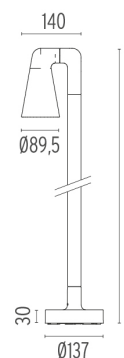
Belvedere Spot F3

designed by Antonio Citterio with Toan Nguyen

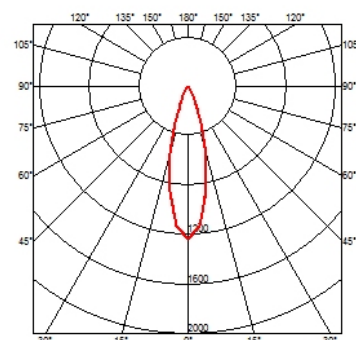
100/240V power supply included. Ready for installation on rigid base. Box for ground installation to be ordered separately. Included 2 way terminal block 3 phases IP68 (7-12 mm cable).

- F001E33A001 White
- F001E33A006 Grey
- F001E33A033 Anthracite
- F001E33A030 Black
- F001E33A018 Deep brown

DIMENSIONS



CERTIFICATIONS



Belvedere Spot F3 .Accessories

Optical



F001Z010000

Spot visor



F001Z030000

Spot visor with
honeycomb



F001Z040000

Spot visor with flood
lens



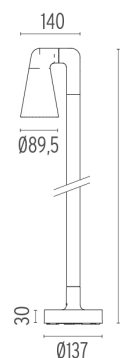
Belvedere Spot F3

designed by Antonio Citterio with
Toan Nguyen

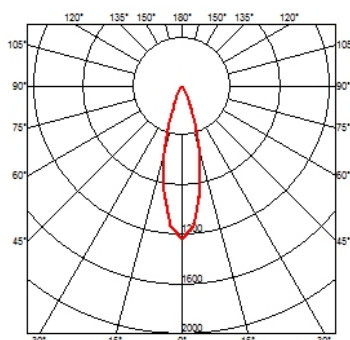
100/240V power supply included.
Ready for installation on rigid base.
Box for ground installation to be
ordered separately. Included 2 way
terminal block 3 phases IP68 (7-12
mm cable).

- F001E33A001 White
- F001E33A006 Grey
- F001E33A033 Anthracite
- F001E33A030 Black
- F001E33A018 Deep brown

DIMENSIONS



CERTIFICATIONS



Mounting



F001Z020000

Box for ground
installation

Belvedere Spot F3 .Accessories

Electrical



○ F990E00A000

Surge protection device

Surge protection device.
275Vac. Maximum discharge
current 10KA (8/20us).
Maximum operating current
5A. Suitable for series
connection. IP66.

Belvedere Spot F3 . Lamps



Power LED

Lamp category:
LED

Socket:
Special base

Lamp type:
Power LED



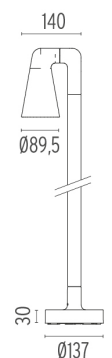
Belvedere Spot F3

designed by Antonio Citterio with
Toan Nguyen

100/240V power supply included.
Ready for installation on rigid base.
Box for ground installation to be
ordered separately. Included 2 way
terminal block 3 phases IP68 (7-12
mm cable).

- F001E33A001 White
- F001E33A006 Grey
- F001E33A033 Anthracite
- F001E33A030 Black
- F001E33A018 Deep brown

DIMENSIONS



CERTIFICATIONS

