

## BELVEDERE SPOT F2

<b>Beam angle</b>	28° Flood
<b>Mounting</b>	Ground
<b>Lamps description</b>	Power LED: 6W - 570 lm ≠ FIXT 390 lm - 4000K/CRI 80 - 100-240V
<b>Environment</b>	Outdoor
<b>Notes</b>	We recommend using a connection system with a degree of protection greater than or equal to the degree of protection of the luminaire.
<b>Technical description</b>	Family of adjustable outdoor LED lighting luminaires (double rotation, vertical and horizontal axle) suitable for floor installations (ground or buried) and with integrated power supply box.



### Belvedere Spot F2

designed by Antonio Citterio with Toan Nguyen

100/240V power supply included. Ready for installation on rigid base. Box for ground installation to be ordered separately. Included 2 way terminal block 3 phases IP68 (7-12 mm cable).

- F001D43A001 White
- F001D43A006 Grey
- F001D43A033 Anthracite
- F001D43A030 Black
- F001D43A018 Deep brown

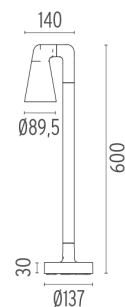
### ELECTRICAL

<b>Transformer type</b>	Electronic
<b>Transformer availability</b>	Included
<b>Transformer mounting</b>	Integral
<b>Emergency</b>	Without
<b>Voltage (V)</b>	100/240

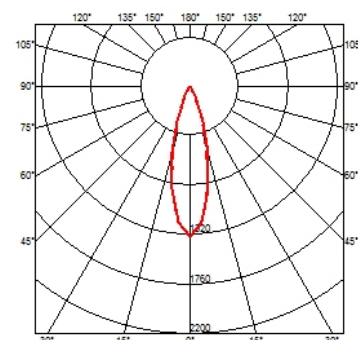
### PHYSICAL

<b>Aiming</b>	Adjustable
<b>Weight (kg)</b>	1,70
<b>Number of heads</b>	1

### DIMENSIONS



### CERTIFICATIONS



## Belvedere Spot F2 .Accessories

### Optical



F001Z010000

Spot visor



F001Z030000

Spot visor with honeycomb



F001Z040000

Spot visor with flood lens



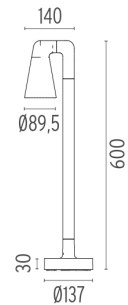
### Belvedere Spot F2

designed by Antonio Citterio with Toan Nguyen

100/240V power supply included. Ready for installation on rigid base. Box for ground installation to be ordered separately. Included 2 way terminal block 3 phases IP68 (7-12 mm cable).

- F001D43A001 White
- F001D43A006 Grey
- F001D43A033 Anthracite
- F001D43A030 Black
- F001D43A018 Deep brown

### DIMENSIONS



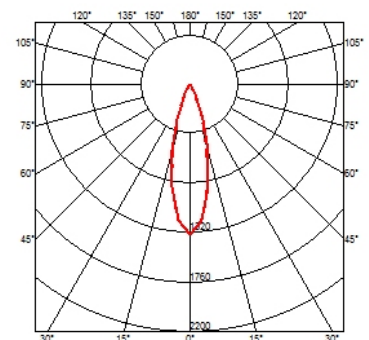
### Mounting



F001Z020000


Box for ground installation

### CERTIFICATIONS



## Belvedere Spot F2 .Accessories

### Electrical



○ F990E00A000

### Surge protection device

Surge protection device.  
275Vac. Maximum discharge current 10KA (8/20us).  
Maximum operating current 5A. Suitable for series connection. IP66.

## Belvedere Spot F2 . Lamps



### Power LED

### Lamp category:

LED

### Socket:

Special base

### Lamp type:

Power LED



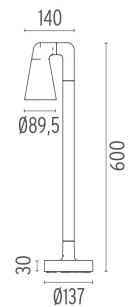
## Belvedere Spot F2

designed by Antonio Citterio with Toan Nguyen

100/240V power supply included.  
Ready for installation on rigid base.  
Box for ground installation to be ordered separately. Included 2 way terminal block 3 phases IP68 (7-12 mm cable).

- F001D43A001 White
- F001D43A006 Grey
- F001D43A033 Anthracite
- F001D43A030 Black
- F001D43A018 Deep brown

## DIMENSIONS



## CERTIFICATIONS

