

BELVEDERE SPOT F2

Beam angle	16° Medium
Mounting	Ground
Lamps description	Power LED: 6W - 530 lm ≠ FIXT 393 lm - 3000K/CRI 80 - 100-240V
Environment	Outdoor
Notes	We recommend using a connection system with a degree of protection greater than or equal to the degree of protection of the luminaire.
Technical description	Family of adjustable outdoor LED lighting luminaires (double rotation, vertical and horizontal axle) suitable for floor installations (ground or buried) and with integrated power supply box.



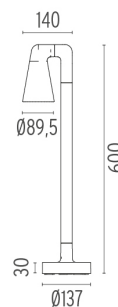
Belvedere Spot F2

designed by Antonio Citterio with Toan Nguyen


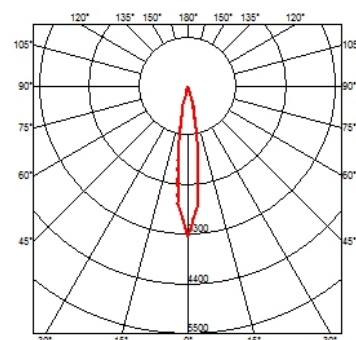
100/240V power supply included. Ready for installation on rigid base. Box for ground installation to be ordered separately. Included 2 way terminal block 3 phases IP68 (7-12 mm cable).

- F001D32A001 White
- F001D32A006 Grey
- F001D32A033 Anthracite
- F001D32A030 Black
- F001D32A018 Deep brown

DIMENSIONS



CERTIFICATIONS



Belvedere Spot F2 .Accessories

Optical



F001Z010000

Spot visor



F001Z030000

Spot visor with honeycomb



F001Z040000

Spot visor with flood lens



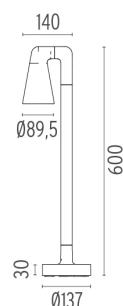
Belvedere Spot F2

designed by Antonio Citterio with Toan Nguyen

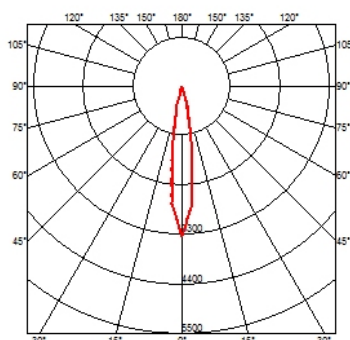
100/240V power supply included. Ready for installation on rigid base. Box for ground installation to be ordered separately. Included 2 way terminal block 3 phases IP68 (7-12 mm cable).

- F001D32A001 White
- F001D32A006 Grey
- F001D32A033 Anthracite
- F001D32A030 Black
- F001D32A018 Deep brown

DIMENSIONS



CERTIFICATIONS



Mounting




F001Z020000

Box for ground installation

Belvedere Spot F2 .Accessories

Electrical



F990E00A000

Surge protection device






Surge protection device.
275Vac. Maximum discharge
current 10KA (8/20us).
Maximum operating current
5A. Suitable for series
connection. IP66.



Belvedere Spot F2

designed by Antonio Citterio with
Toan Nguyen

100/240V power supply included.
Ready for installation on rigid base.
Box for ground installation to be
ordered separately. Included 2 way
terminal block 3 phases IP68 (7-12
mm cable).

-  F001D32A001 White
 F001D32A006 Grey
 F001D32A033 Anthracite
 F001D32A030 Black
 F001D32A018 Deep brown

Belvedere Spot F2 . Lamps



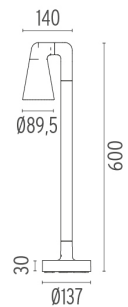
Power LED

Lamp category:
LED

Socket:
Special base

Lamp type:
Power LED

DIMENSIONS



CERTIFICATIONS

