

## BELVEDERE SPOT F2

<b>Beam angle</b>	16° Medium
<b>Mounting</b>	Ground
<b>Lamps description</b>	Power LED: 6W - 513 lm ≠ FIXT 380 lm - 2700K/CRI 80 - 100-240V
<b>Environment</b>	Outdoor
<b>Notes</b>	We recommend using a connection system with a degree of protection greater than or equal to the degree of protection of the luminaire.
<b>Technical description</b>	Family of adjustable outdoor LED lighting luminaires (double rotation, vertical and horizontal axle) suitable for floor installations (ground or buried) and with integrated power supply box.



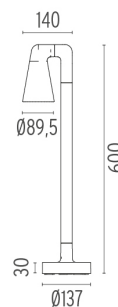
### Belvedere Spot F2

designed by Antonio Citterio with Toan Nguyen


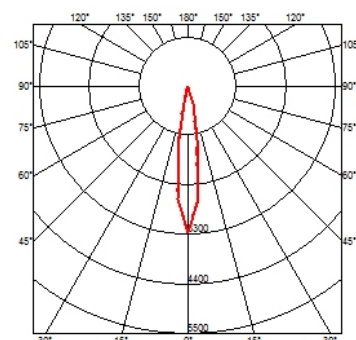
100/240V power supply included. Ready for installation on rigid base. Box for ground installation to be ordered separately. Included 2 way terminal block 3 phases IP68 (7-12 mm cable).

- F001D22A001 White
- F001D22A006 Grey
- F001D22A033 Anthracite
- F001D22A030 Black
- F001D22A018 Deep brown

### DIMENSIONS



### CERTIFICATIONS



## Belvedere Spot F2 .Accessories

### Optical



F001Z010000

**Spot visor**



F001Z030000

**Spot visor with honeycomb**



F001Z040000

**Spot visor with flood lens**



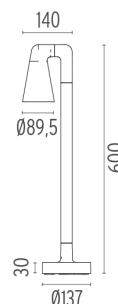
### Belvedere Spot F2

designed by Antonio Citterio with Toan Nguyen

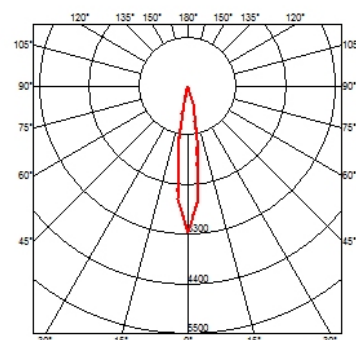
100/240V power supply included. Ready for installation on rigid base. Box for ground installation to be ordered separately. Included 2 way terminal block 3 phases IP68 (7-12 mm cable).

- F001D22A001 White
- F001D22A006 Grey
- F001D22A033 Anthracite
- F001D22A030 Black
- F001D22A018 Deep brown

### DIMENSIONS



### CERTIFICATIONS



### Mounting



F001Z020000

**Box for ground installation**

## Belvedere Spot F2 .Accessories

### Electrical



○ F990E00A000

### Surge protection device

Surge protection device.  
275Vac. Maximum discharge  
current 10KA (8/20us).  
Maximum operating current  
5A. Suitable for series  
connection. IP66.

## Belvedere Spot F2 . Lamps



### Power LED

**Lamp category:**  
LED

**Socket:**  
Special base

**Lamp type:**  
Power LED



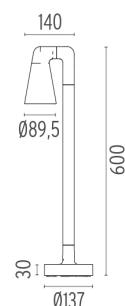
## Belvedere Spot F2

designed by Antonio Citterio with  
Toan Nguyen

100/240V power supply included.  
Ready for installation on rigid base.  
Box for ground installation to be  
ordered separately. Included 2 way  
terminal block 3 phases IP68 (7-12  
mm cable).

- F001D22A001 White
- F001D22A006 Grey
- F001D22A033 Anthracite
- F001D22A030 Black
- F001D22A018 Deep brown

## DIMENSIONS



## CERTIFICATIONS

