

BELVEDERE SPOT FI

Beam angle	28° Flood
Mounting	Ground
Lamps description	Power LED: 6W - 570 lm ≠ FIXT 390 lm - 4000K/CRI 80 - 100-240V
Environment	Outdoor
Notes	We recommend using a connection system with a degree of protection greater than or equal to the degree of protection of the luminaire.
Technical description	Family of adjustable outdoor LED lighting luminaires (double rotation, vertical and horizontal axle) suitable for floor installations (ground or buried) and with integrated power supply box.



Belvedere Spot FI

designed by Antonio Citterio with Toan Nguyen

ELECTRICAL

Transformer type	Electronic
Transformer availability	Included
Transformer mounting	Integral
Emergency	Without
Voltage (V)	100/240

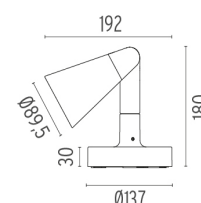
100/240V power supply included. Ready for installation on rigid base. Box for ground installation to be ordered separately. Included 2 way terminal block 3 phases IP68 (7-12 mm cable). 24V Dimmable version available on request.

PHYSICAL

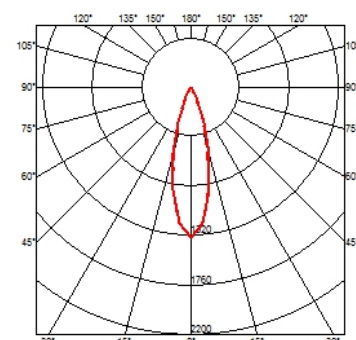
Aiming	Adjustable
Weight (kg)	1,05
Number of heads	1

- F001C43A001 White
- F001C43A006 Grey
- F001C43A033 Anthracite
- F001C43A030 Black
- F001C43A018 Deep brown

DIMENSIONS



CERTIFICATIONS



Belvedere Spot FI .Accessories

Optical



F001Z010000

Spot visor



F001Z030000

Spot visor with
honeycomb



F001Z040000

Spot visor with flood
lens



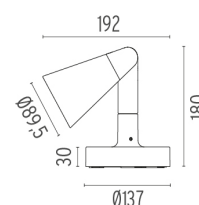
Belvedere Spot FI

designed by Antonio Citterio with
Toan Nguyen

100/240V power supply included.
Ready for installation on rigid base.
Box for ground installation to be
ordered separately. Included 2 way
terminal block 3 phases IP68 (7-12
mm cable). 24V Dimmable version
available on request.

- F001C43A001 White
- F001C43A006 Grey
- F001C43A033 Anthracite
- F001C43A030 Black
- F001C43A018 Deep brown

DIMENSIONS



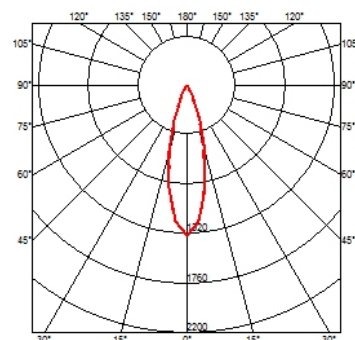
Mounting



F001Z020000

Box for ground
installation

CERTIFICATIONS



Belvedere Spot FI .Accessories

Electrical



○ F990E00A000

Surge protection device

Surge protection device.
275Vac. Maximum discharge
current 10KA (8/20us).
Maximum operating current
5A. Suitable for series
connection. IP66.

Belvedere Spot FI .Lamps



Power LED

Lamp category:
LED

Socket:
Special base

Lamp type:
Power LED



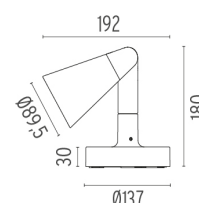
Belvedere Spot FI

designed by Antonio Citterio with
Toan Nguyen

100/240V power supply included.
Ready for installation on rigid base.
Box for ground installation to be
ordered separately. Included 2 way
terminal block 3 phases IP68 (7-12
mm cable). 24V Dimmable version
available on request.

- F001C43A001 White
- F001C43A006 Grey
- F001C43A033 Anthracite
- F001C43A030 Black
- F001C43A018 Deep brown

DIMENSIONS



CERTIFICATIONS

