

## BELVEDERE SPOT FI

<b>Beam angle</b>	16° Medium
<b>Mounting</b>	Ground
<b>Lamps description</b>	Power LED: 6W - 513 lm ≠ FIXT 380 lm - 2700K/CRI 80 - 100-240V
<b>Environment</b>	Outdoor
<b>Notes</b>	We recommend using a connection system with a degree of protection greater than or equal to the degree of protection of the luminaire.
<b>Technical description</b>	Family of adjustable outdoor LED lighting luminaires (double rotation, vertical and horizontal axle) suitable for floor installations (ground or buried) and with integrated power supply box.



### Belvedere Spot FI

designed by Antonio Citterio with Toan Nguyen

## ELECTRICAL

<b>Transformer type</b>	Electronic
<b>Transformer availability</b>	Included
<b>Transformer mounting</b>	Integral
<b>Emergency</b>	Without
<b>Voltage (V)</b>	100/240

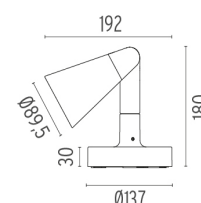
100/240V power supply included. Ready for installation on rigid base. Box for ground installation to be ordered separately. Included 2 way terminal block 3 phases IP68 (7-12 mm cable). 24V Dimmable version available on request.

## PHYSICAL


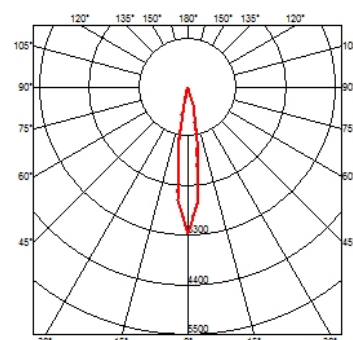
<b>Aiming</b>	Adjustable
<b>Weight (kg)</b>	1,05
<b>Number of heads</b>	1

- F001C22A001 White
- F001C22A006 Grey
- F001C22A033 Anthracite
- F001C22A030 Black
- F001C22A018 Deep brown

## DIMENSIONS



## CERTIFICATIONS



## Belvedere Spot FI .Accessories

### Optical



F001Z010000

Spot visor



F001Z030000

Spot visor with  
honeycomb



F001Z040000

Spot visor with flood  
lens



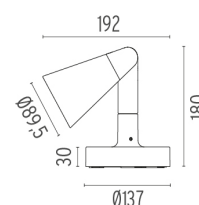
### Belvedere Spot FI

designed by Antonio Citterio with  
Toan Nguyen

100/240V power supply included.  
Ready for installation on rigid base.  
Box for ground installation to be  
ordered separately. Included 2 way  
terminal block 3 phases IP68 (7-12  
mm cable). 24V Dimmable version  
available on request.

- F001C22A001 White
- F001C22A006 Grey
- F001C22A033 Anthracite
- F001C22A030 Black
- F001C22A018 Deep brown

### DIMENSIONS



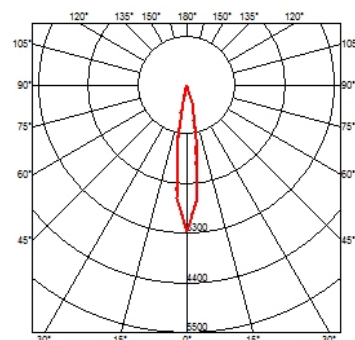
### Mounting



F001Z020000

Box for ground  
installation

### CERTIFICATIONS



## Belvedere Spot FI .Accessories

### Electrical



○ F990E00A000

### Surge protection device

Surge protection device.  
275Vac. Maximum discharge  
current 10KA (8/20us).  
Maximum operating current  
5A. Suitable for series  
connection. IP66.

## Belvedere Spot FI .Lamps



### Power LED

**Lamp category:**  
LED

**Socket:**  
Special base

**Lamp type:**  
Power LED



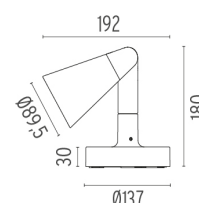
### Belvedere Spot FI

designed by Antonio Citterio with  
Toan Nguyen

100/240V power supply included.  
Ready for installation on rigid base.  
Box for ground installation to be  
ordered separately. Included 2 way  
terminal block 3 phases IP68 (7-12  
mm cable). 24V Dimmable version  
available on request.

- F001C22A001 White
- F001C22A006 Grey
- F001C22A033 Anthracite
- F001C22A030 Black
- F001C22A018 Deep brown

### DIMENSIONS



### CERTIFICATIONS

