

BELVEDERE CLOVE 2 DIMMABLE I-10V

Beam angle	100°
Mounting	Ground
Lamps description	Power LED: 8,4W - 873 lm ≠ FIXT 703 lm - 4000K/CRI 80 - 100-240V
Environment	Outdoor
Notes	We recommend using a connection system with a degree of protection greater than or equal to the degree of protection of the luminaire.
Technical description	Family of outdoor products consisting of luminaires with a pole of two different heights and suitable for floor installations (ground or buried) and with integrated power supply box.

ELECTRICAL

Transformer type	Electronic dimmable I-10V
Transformer availability	Included
Transformer mounting	Integral
Emergency	Without
Voltage (V)	110/240

PHYSICAL

Aiming	Fixed
Weight (kg)	1,70
Number of heads	1



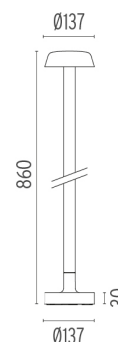
Belvedere Clove 2 Dimmable I-10V

designed by Antonio Citterio with Toan Nguyen

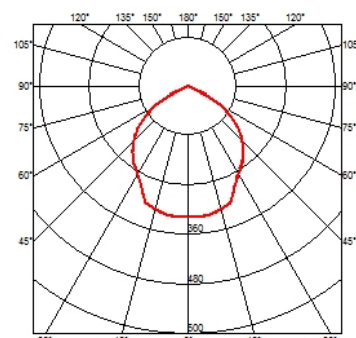
100/240V power supply included. Ready for installation on rigid base. Box for ground installation to be ordered separately. Included 2 way terminal block 3 phases IP68 (7-12 mm cable).

- F001B41B001 White
- F001B41B006 Grey
- F001B41B033 Anthracite
- F001B41B030 Black
- F001B41B018 Deep brown

DIMENSIONS



CERTIFICATIONS



Belvedere Clove 2 Dimmable I-10V .Accessories


Mounting



○ F001Z020000

Box for ground installation

Electrical



○ F990E00A000

Surge protection device

Surge protection device.
275Vac. Maximum discharge
current 10KA (8/20us).
Maximum operating current
5A. Suitable for series
connection. IP66.



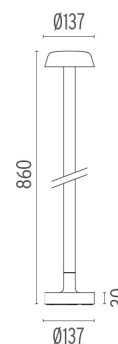
Belvedere Clove 2 Dimmable I-10V

designed by Antonio Citterio with
Toan Nguyen

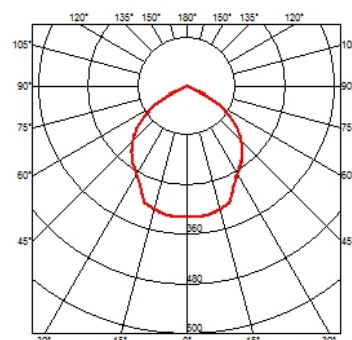
100/240V power supply included.
Ready for installation on rigid base.
Box for ground installation to be
ordered separately. Included 2 way
terminal block 3 phases IP68 (7-12
mm cable).

- F001B41B001 White
- F001B41B006 Grey
- F001B41B033 Anthracite
- F001B41B030 Black
- F001B41B018 Deep brown

DIMENSIONS



CERTIFICATIONS



Belvedere Clove 2 Dimmable 1-10V . Lamps



Power LED

Lamp category:
LED

Socket:
Special base

Lamp type:
Power LED



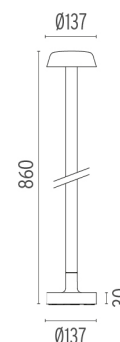
Belvedere Clove 2 Dimmable 1-10V

designed by Antonio Citterio with
Toan Nguyen

100/240V power supply included.
Ready for installation on rigid base.
Box for ground installation to be
ordered separately. Included 2 way
terminal block 3 phases IP68 (7-12
mm cable).

- F001B41B001 White
- F001B41B006 Grey
- F001B41B033 Anthracite
- F001B41B030 Black
- F001B41B018 Deep brown

DIMENSIONS



CERTIFICATIONS

