

BELVEDERE CLOVE I DIMMABLE I-10V

| | |
|------------------------------|--|
| Beam angle | 100° |
| Mounting | Ground |
| Lamps description | Power LED: 8,4W - 783 lm ≠ FIXT 631 lm - 2700K/CRI 80 - I 10-240V |
| Environment | Outdoor |
| Notes | We recommend using a connection system with a degree of protection greater than or equal to the degree of protection of the luminaire. |
| Technical description | Family of outdoor products consisting of luminaires with a pole of two different heights and suitable for floor installations (ground or buried) and with integrated power supply box. |



Belvedere Clove I Dimmable I-10V

designed by Antonio Citterio with Toan Nguyen

ELECTRICAL

| | |
|---------------------------------|---------------------------|
| Transformer type | Electronic dimmable I-10V |
| Transformer availability | Included |
| Transformer mounting | Integral |
| Emergency | Without |
| Voltage (V) | I 10/240 |

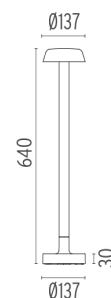
100/240V power supply included. Ready for installation on rigid base. Box for ground installation to be ordered separately. Included 2 way terminal block 3 phases IP68 (7-12 mm cable).

PHYSICAL

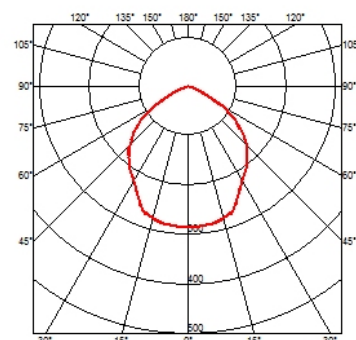
| | |
|------------------------|-------|
| Aiming | Fixed |
| Weight (kg) | 1,70 |
| Number of heads | 1 |

- F001A21B001 White
- F001A21B006 Grey
- F001A21B033 Anthracite
- F001A21B030 Black
- F001A21B018 Deep brown

DIMENSIONS



CERTIFICATIONS



Belvedere Clove I Dimmable I-10V .Accessories


Mounting



○ F001Z020000

Box for ground installation

Electrical



○ F990E00A000

Surge protection device

Surge protection device.
275Vac. Maximum discharge
current 10KA (8/20us).
Maximum operating current
5A. Suitable for series
connection. IP66.



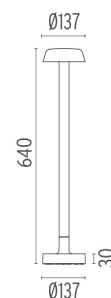
Belvedere Clove I Dimmable I-10V

designed by Antonio Citterio with
Toan Nguyen

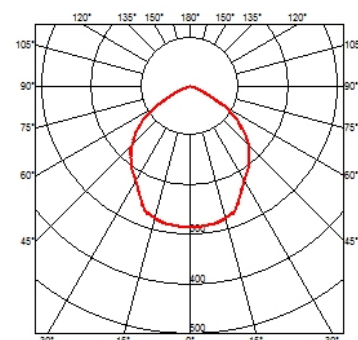
100/240V power supply included.
Ready for installation on rigid base.
Box for ground installation to be
ordered separately. Included 2 way
terminal block 3 phases IP68 (7-12
mm cable).

- F001A21B001 White
- F001A21B006 Grey
- F001A21B033 Anthracite
- F001A21B030 Black
- F001A21B018 Deep brown

DIMENSIONS



CERTIFICATIONS



Belvedere Clove I Dimmable I-10V . Lamps



Power LED

Lamp category:
LED

Socket:
Special base

Lamp type:
Power LED



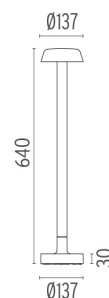
Belvedere Clove I Dimmable I-10V

designed by Antonio Citterio with
Toan Nguyen

100/240V power supply included.
Ready for installation on rigid base.
Box for ground installation to be
ordered separately. Included 2 way
terminal block 3 phases IP68 (7-12
mm cable).

- F001A21B001 White
- F001A21B006 Grey
- F001A21B033 Anthracite
- F001A21B030 Black
- F001A21B018 Deep brown

DIMENSIONS



CERTIFICATIONS

