

## SUPER FLAT SURFACE 90X90 NO DIMMABLE

<b>Number of heads</b>	1
<b>Mounting</b>	Ceiling surface
<b>Lamps description</b>	Top LED 4000K CRI 80
<b>Luminaire luminous flux</b>	Extreme Cut-off. See reference number
<b>Voltage (V)</b>	220/240
<b>Environment</b>	Indoor
<b>Notes</b>	Total consumption of the system: 52W. Light source: max. 7660 lm. Luminous efficiency of luminaire: max. 151 lm/W.

### OPTICAL

<b>Light controller description</b>	Protection glass
<b>Aiming</b>	Fixed
<b>Light distribution symmetry</b>	Symmetric
<b>Beam angle</b>	124°

### ELECTRICAL

<b>Transformer availability</b>	Included
<b>Transformer mounting</b>	Integral
<b>Transformer type</b>	Electronic
<b>Emergency</b>	Without
<b>Insulation class</b>	Class I

### PHYSICAL

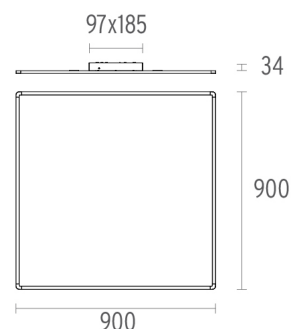
<b>Construction material</b>	Extruded aluminum or Injected aluminum
<b>Weight (kg)</b>	9,90



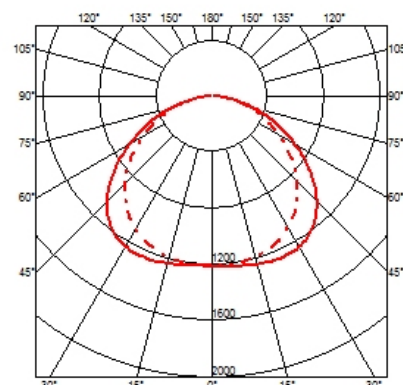
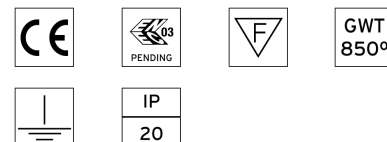
**Super Flat Surface 90x90 No Dimmable**  
designed by FLOS Architectural

Surface mounted general lighting LED luminaire. Power supply included.

● 09.6021.14A - 3977lm	Black
● 09.6021.30A - 3977lm	White
● 09.6021.02A - 3977lm	Grey



### CERTIFICATIONS



## Super Flat Surface 90x90 No Dimmable . Lamps



### Top LED

**Lamp category:**  
LED

**Socket:**  
Special base

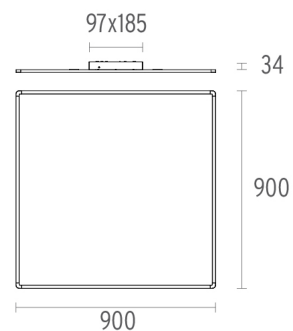
**Lamp type:**  
Top LED



**Super Flat Surface 90x90 No Dimmable**  
designed by FLOS Architectural

Surface mounted general lighting LED  
luminaire. Power supply included.

●	09.6021.14A - 3977lm	Black
●	09.6021.30A - 3977lm	White
●	09.6021.02A - 3977lm	Grey



### CERTIFICATIONS

