

SUPER FLAT SURFACE 60X60 NO DIMMABLE

Number of heads	1
Mounting	Ceiling surface
Lamps description	Top LED 4000K CRI 80
Luminaire luminous flux	Extreme Cut-off. See reference number
Voltage (V)	220/240
Environment	Indoor
Notes	Total consumption of the system: 42W. Light source: max. 5303 lm. Luminous efficiency of luminaire: max. 126 lm/W.



OPTICAL

Light controller description	Protection glass
Aiming	Fixed
Light distribution symmetry	Symmetric
Beam angle	88°

Super Flat Surface 60x60 No Dimmable
designed by FLOS Architectural

Surface mounted general lighting LED
luminaire. Power supply included.

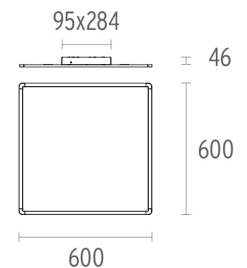
ELECTRICAL

Transformer availability	Included
Transformer mounting	Integral
Transformer type	Electronic
Emergency	Without
Insulation class	Class I

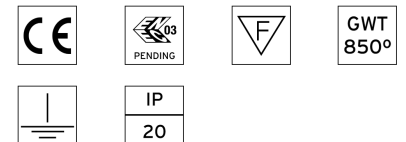
●	09.6011.14A - 2703lm	Black
●	09.6011.30A - 2703lm	White
●	09.6011.02A - 2703lm	Grey

PHYSICAL

Construction material	Extruded aluminum or Injected aluminum
Weight (kg)	5,30



CERTIFICATIONS



Super Flat Surface 60x60 No Dimmable . Lamps



Top LED

Lamp category:
LED

Socket:
Special base

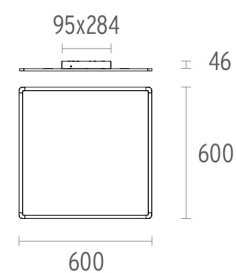
Lamp type:
Top LED



Super Flat Surface 60x60 No Dimmable
designed by FLOS Architectural

Surface mounted general lighting LED
luminaire. Power supply included.

-
- | | | |
|---|----------------------|-------|
| ● | 09.6011.14A - 2703lm | Black |
| ● | 09.6011.30A - 2703lm | White |
| ● | 09.6011.02A - 2703lm | Grey |
-



CERTIFICATIONS

