


SUPER FLAT SUSPENSION 120X30 UP&DOWN DALI VERSION

Number of heads	1
Mounting	Pendant
Lamps description	Top LED 4000K CRI 80
Luminaire luminous flux	Extreme Cut-off. See reference number
Voltage (V)	220/240
Environment	Indoor
Notes	Total consumption of the system: 55W. Light source: Up: max. 3830 lm. Down: max. 3830 lm. Luminous efficiency of luminaire: max. 151 lm/W.



OPTICAL

Light controller description	Protection glass
Aiming	Fixed
Light distribution symmetry	Direct - Indirect
Beam angle	109°

Super Flat Suspension 120x30 Up&Down Dali Version

designed by FLOS Architectural

General lighting LED luminaire, direct and indirect beam, to be suspended from ceiling. Power supply included.


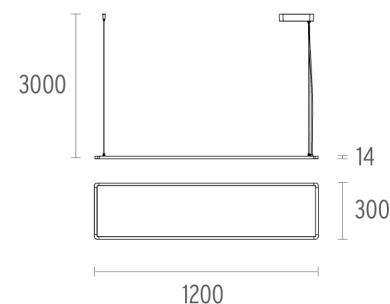
ELECTRICAL

Transformer availability	Included
Transformer mounting	Integral
Transformer type	Electronic dimmable dali
Emergency	Without
Insulation class	Class I

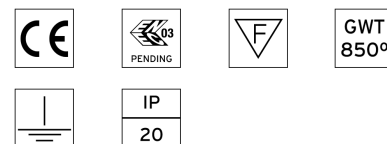
- 09.5046.14ADA - 4523lm Black
- 09.5046.30ADA - 4523lm White
- 09.5046.02ADA - 4523lm Grey

PHYSICAL

Construction material	Extruded aluminum or Injected aluminum
Weight (kg)	4,20



CERTIFICATIONS



Super Flat Suspension 120x30 Up&Down Dali Version . Lamps



Top LED

Lamp category:

LED

Socket:

Special base

Lamp type:

Top LED

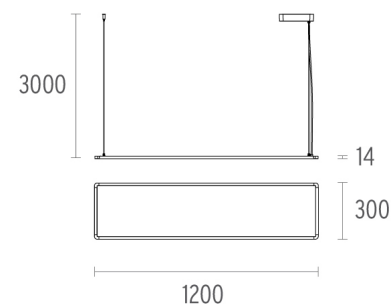


Super Flat Suspension 120x30 Up&Down Dali Version

designed by FLOS Architectural

General lighting LED luminaire, direct and indirect beam, to be suspended from ceiling. Power supply included.

- 09.5046.14ADA - 4523lm Black
- 09.5046.30ADA - 4523lm White
- 09.5046.02ADA - 4523lm Grey



CERTIFICATIONS

