


SUPER FLAT SUSPENSION 120X20 UP&DOWN NO DIMMABLE

Number of heads	1
Mounting	Pendant
Lamps description	Top LED 4000K CRI 80
Luminaire luminous flux	Extreme Cut-off. See reference number
Voltage (V)	220/240
Environment	Indoor
Notes	Total consumption of the system: 52W. Light source: Up: max. 3830 lm. Down: max. 3830 lm. Luminous efficiency of luminaire: max. 151 lm/W.



OPTICAL

Light controller description	Protection glass
Aiming	Fixed
Light distribution symmetry	Direct - Indirect
Beam angle	97°

Super Flat Suspension 120x20 Up&Down No Dimmable

designed by FLOS Architectural

General lighting LED luminaire, direct and indirect beam, to be suspended from ceiling. Power supply included.

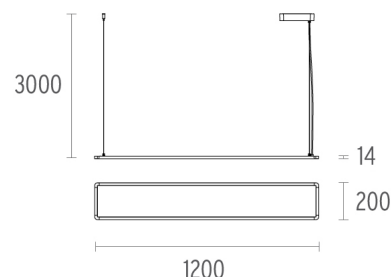
ELECTRICAL

Transformer availability	Included
Transformer mounting	Integral
Transformer type	Electronic
Emergency	Without
Insulation class	Class I

● 09.5036.14A - 3463lm	Black
● 09.5036.30A - 3463lm	White
● 09.5036.02A - 3463lm	Grey

PHYSICAL

Construction material	Extruded aluminum or Injected aluminum
Weight (kg)	3,28



CERTIFICATIONS



Super Flat Suspension 120x20 Up&Down No Dimmable . Lamps



Top LED

Lamp category:


LED

Socket:

Special base

Lamp type:

Top LED

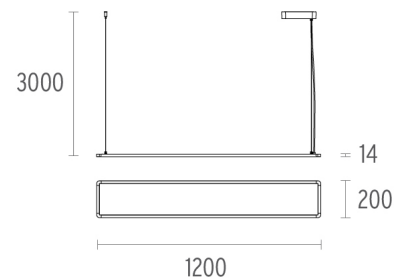


Super Flat Suspension 120x20 Up&Down No Dimmable

designed by FLOS Architectural

General lighting LED luminaire, direct and indirect beam, to be suspended from ceiling. Power supply included.

●	09.5036.14A - 3463lm	Black
●	09.5036.30A - 3463lm	White
●	09.5036.02A - 3463lm	Grey



CERTIFICATIONS

