

## SUPER FLAT SUSPENSION 120X20 DOWN NO DIMMABLE

Number of heads	1
Mounting	Pendant
Lamps description	Top LED 3000K CRI 80
Luminaire luminous flux	Extreme Cut-off. See reference number
Voltage (V)	220/240
Environment	Indoor
Notes	Total consumption of the system: 52W. Light source: max. 6964 lm. Luminous efficiency of luminaire: max. 138 lm/W.

### OPTICAL

Light controller description	Protection glass
Aiming	Fixed
Light distribution symmetry	Symmetric
Beam angle	90°

### ELECTRICAL

Transformer availability	Included
Transformer mounting	Integral
Transformer type	Electronic
Emergency	Without
Insulation class	Class I

### PHYSICAL

Construction material	Extruded aluminum or Injected aluminum
Weight (kg)	3,28

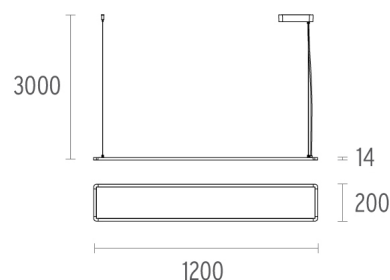


### Super Flat Suspension 120x20 Down No Dimmable

designed by FLOS Architectural

General lighting LED luminaire to be suspended from ceiling. Power supply included.

● 09.5030.14A - 3161lm	Black
● 09.5030.30A - 3161lm	White
● 09.5030.02A - 3161lm	Grey



### CERTIFICATIONS



## Super Flat Suspension 120x20 Down No Dimmable . Lamps



### Top LED

### Lamp category:


LED

### Socket:

Special base

### Lamp type:

Top LED

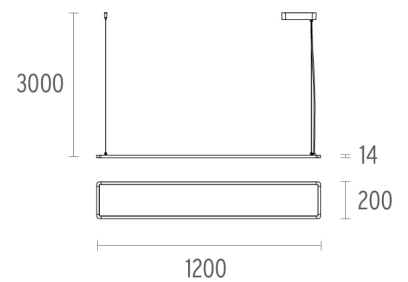


### Super Flat Suspension 120x20 Down No Dimmable

designed by FLOS Architectural

General lighting LED luminaire to be suspended from ceiling. Power supply included.

●	09.5030.14A - 3161lm	Black
●	09.5030.30A - 3161lm	White
●	09.5030.02A - 3161lm	Grey



### CERTIFICATIONS

