

SUPER FLAT SUSPENSION 90X90 UP&DOWN NO DIMMABLE

| | |
|--------------------------------|--|
| Number of heads | 1 |
| Mounting | Pendant |
| Lamps description | Top LED 3000K CRI 80 |
| Luminaire luminous flux | Extreme Cut-off. See reference number |
| Voltage (V) | 220/240 |
| Environment | Indoor |
| Notes | Total consumption of the system: 52W. Light source: Up: max. 3482 lm. Down: max. 3482 lm. Luminous efficiency of luminaire: max. 138 lm/W. |

OPTICAL


| | |
|-------------------------------------|-------------------|
| Light controller description | Protection glass |
| Aiming | Fixed |
| Light distribution symmetry | Direct - Indirect |
| Beam angle | 111° |

ELECTRICAL

| | |
|---------------------------------|------------|
| Transformer availability | Included |
| Transformer mounting | Integral |
| Transformer type | Electronic |
| Emergency | Without |
| Insulation class | Class I |

PHYSICAL

| | |
|------------------------------|--|
| Construction material | Extruded aluminum or Injected aluminum |
| Weight (kg) | 8,30 |

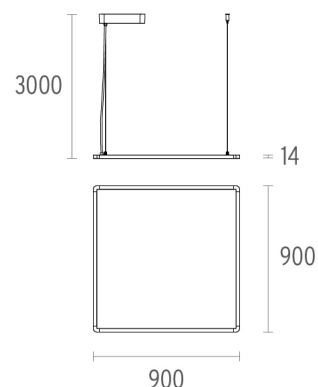


Super Flat Suspension 90x90 Up&Down No Dimmable

designed by FLOS Architectural

General lighting LED luminaire, direct and indirect beam, to be suspended from ceiling. Power supply included.

| | |
|------------------------|-------|
| ● 09.5025.14A - 5425lm | Black |
| ● 09.5025.30A - 5425lm | White |
| ● 09.5025.02A - 5425lm | Grey |



CERTIFICATIONS



Super Flat Suspension 90x90 Up&Down No Dimmable . Lamps



Top LED

Lamp category:


LED

Socket:

Special base

Lamp type:

Top LED

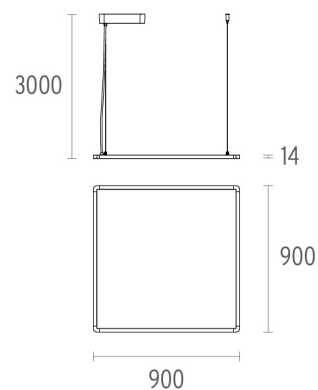


Super Flat Suspension 90x90 Up&Down No Dimmable

designed by FLOS Architectural

General lighting LED luminaire, direct and indirect beam, to be suspended from ceiling. Power supply included.

| | | |
|---|----------------------|-------|
| ● | 09.5025.14A - 5425lm | Black |
| ● | 09.5025.30A - 5425lm | White |
| ● | 09.5025.02A - 5425lm | Grey |



CERTIFICATIONS

