

SUPER FLAT SUSPENSION 90X90 DOWN DALI VERSION

Number of heads	1
Mounting	Pendant
Lamps description	Top LED 4000K CRI 80
Luminaire luminous flux	Extreme Cut-off. See reference number
Voltage (V)	220/240
Environment	Indoor
Notes	Total consumption of the system: 52W. Light source: max. 7660 lm. Luminous efficiency of luminaire: max. 151 lm/W.

OPTICAL


Light controller description	Protection glass
Aiming	Fixed
Light distribution symmetry	Symmetric
Beam angle	124°

ELECTRICAL

Transformer availability	Included
Transformer mounting	Integral
Transformer type	Electronic dimmable dali
Emergency	Without
Insulation class	Class I

PHYSICAL

Construction material	Extruded aluminum or Injected aluminum
Weight (kg)	8,30

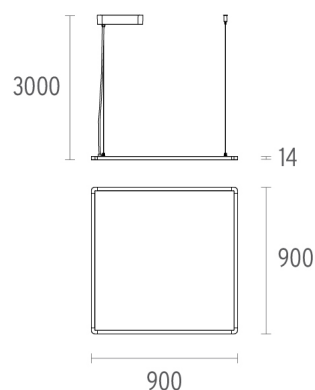


Super Flat Suspension 90x90 Down Dali Version

designed by FLOS Architectural

General lighting LED luminaire to be suspended from ceiling. Power supply included.

- 09.5021.14ADA - 3977lm Black
- 09.5021.30ADA - 3977lm White
- 09.5021.02ADA - 3977lm Grey



CERTIFICATIONS



Super Flat Suspension 90x90 Down Dali Version . Lamps



Top LED

Lamp category:


LED

Socket:

Special base

Lamp type:

Top LED

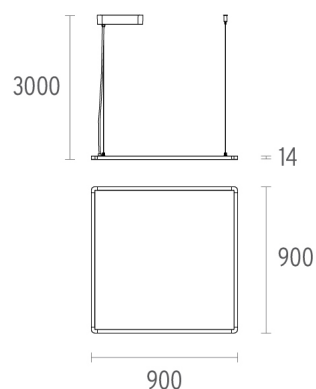


Super Flat Suspension 90x90 Down Dali Version

designed by FLOS Architectural

General lighting LED luminaire to be suspended from ceiling. Power supply included.

- 09.5021.14ADA - 3977lm Black
- 09.5021.30ADA - 3977lm White
- 09.5021.02ADA - 3977lm Grey



CERTIFICATIONS

