

## SUPER FLAT SUSPENSION 30X30 DOWN DIMMABLE I-10V

<b>Number of heads</b>	1
<b>Mounting</b>	Pendant
<b>Lamps description</b>	Top LED 4000K CRI 80
<b>Luminaire luminous flux</b>	Extreme Cut-off. See reference number
<b>Voltage (V)</b>	220/240
<b>Environment</b>	Indoor
<b>Notes</b>	Total consumption of the system: 17W. Light source: max. 2431 lm. Luminous efficiency of luminaire: max. 143 lm/W.



### OPTICAL

<b>Light controller description</b>	Protection glass
<b>Aiming</b>	Fixed
<b>Light distribution symmetry</b>	Symmetric
<b>Beam angle</b>	92°

### Super Flat Suspension 30x30 Down Dimmable I-10V

designed by FLOS Architectural

General lighting LED luminaire to be suspended from ceiling. Power supply included.

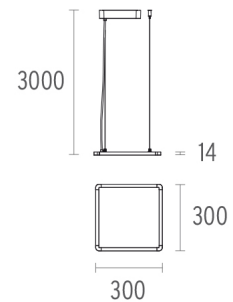
### ELECTRICAL

<b>Transformer availability</b>	Included
<b>Transformer mounting</b>	Integral
<b>Transformer type</b>	Electronic dimmable I-10V
<b>Emergency</b>	Without
<b>Insulation class</b>	Class II

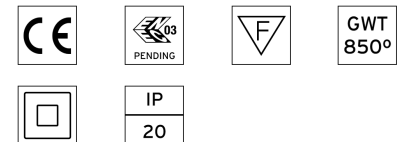
- 09.5001.14AIV - 1067lm Black
- 09.5001.30AIV - 1067lm White
- 09.5001.02AIV - 1067lm Grey

### PHYSICAL

<b>Construction material</b>	Extruded aluminum or Injected aluminum
<b>Weight (kg)</b>	1,83



### CERTIFICATIONS



## Super Flat Suspension 30x30 Down Dimmable I-10V . Lamps



**Top LED**

**Lamp category:**  
LED

**Socket:**  
Special base

**Lamp type:**  
Top LED

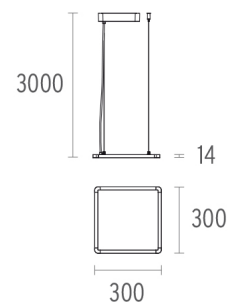


**Super Flat Suspension 30x30  
Down Dimmable I-10V**

designed by FLOS Architectural

General lighting LED luminaire to be suspended from ceiling. Power supply included.

- 09.5001.14AIV - 1067lm Black
- 09.5001.30AIV - 1067lm White
- 09.5001.02AIV - 1067lm Grey



**CERTIFICATIONS**

