

SUPER FLAT SUSPENSION 30X30 DOWN NO DIMMABLE

Number of heads	1
Mounting	Pendant
Lamps description	Top LED 3000K CRI 80
Luminaire luminous flux	Extreme Cut-off. See reference number
Voltage (V)	220/240
Environment	Indoor
Notes	Total consumption of the system: 17W. Light source: max. 2210 lm. Luminous efficiency of luminaire: max. 130 lm/W.



OPTICAL

Light controller description	Protection glass
Aiming	Fixed
Light distribution symmetry	Symmetric
Beam angle	92°

Super Flat Suspension 30x30 Down No Dimmable

designed by FLOS Architectural

General lighting LED luminaire to be suspended from ceiling. Power supply included.

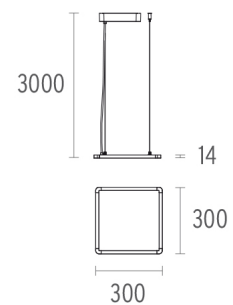
ELECTRICAL

Transformer availability	Included
Transformer mounting	Integral
Transformer type	Electronic
Emergency	Without
Insulation class	Class II

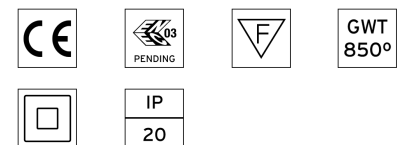
●	09.5000.14A - 1242lm	Black
●	09.5000.30A - 1242lm	White
●	09.5000.02A - 1242lm	Grey

PHYSICAL

Construction material	Extruded aluminum or Injected aluminum
Weight (kg)	1,83



CERTIFICATIONS



Super Flat Suspension 30x30 Down No Dimmable . Lamps



Top LED

Lamp category:
LED

Socket:
Special base

Lamp type:
Top LED

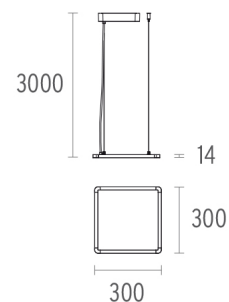


**Super Flat Suspension 30x30
Down No Dimmable**

designed by FLOS Architectural

General lighting LED luminaire to be suspended from ceiling. Power supply included.

- 09.5000.14A - 1242lm Black
- 09.5000.30A - 1242lm White
- 09.5000.02A - 1242lm Grey



CERTIFICATIONS

