

## DECOFIX SQUARE 2L

<b>Number of heads</b>	2
<b>Mounting</b>	Ceiling recessed
<b>Lamps description</b>	2 x LED Array DC 500 mA 9,2W 945 lm 3000K CRI 80
<b>Luminaire luminous flux</b>	Extreme Cut-off. See reference number
<b>Environment</b>	Indoor
<b>Notes</b>	All versions have interchangeable screening cylinders in 3 colours: black, gold or silver, incorporated into the light fixture.

### OPTICAL


<b>Aiming</b>	Fixed
<b>Light distribution symmetry</b>	Symmetric

### ELECTRICAL

<b>Transformer availability</b>	Separate item
<b>Transformer mounting</b>	Remote
<b>Transformer type</b>	Electronic, Electronic dimmable, Electronic dimmable I-10V, Electronic dimmable dali
<b>Emergency</b>	Without
<b>Insulation class</b>	Class III

### PHYSICAL

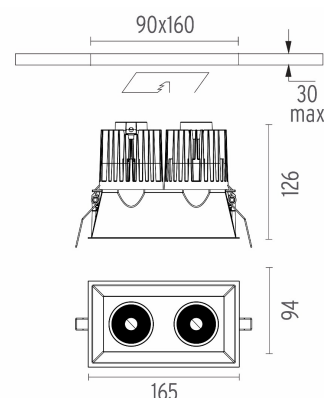
<b>Cutout length (mm)</b>	160
<b>Cutout width (mm)</b>	90
<b>Recessed depth (mm)</b>	126
<b>Construction material</b>	Thermoplastic
<b>Weight (kg)</b>	0,80




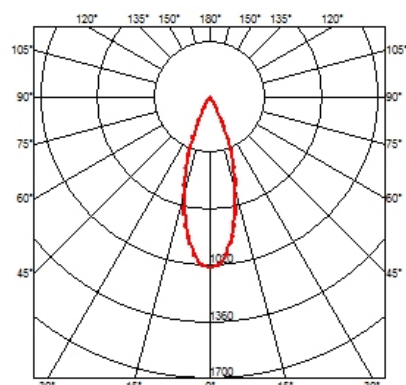
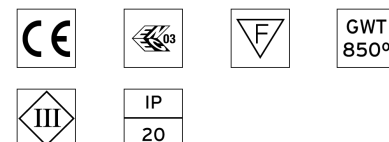
**Decofix Square 2L**  
designed by FLOS Architectural

<div>Recessed luminaire with 2 lights for LED light source. Power supply not included. Requires one power supply for each optic body.</div>

- 09.3105.30A - 36° - 2x569lm White
- 09.3105.14A - 39° - 2x544lm Black



### CERTIFICATIONS



## Decofix Square 2L . Accessories

### Power Supply



60.8650

#### Constant Current Power Supply for LED. 20W / 500 mA

Non dimmable continuous current power supply 220/240V - 50/60Hz. (110V = 12V)

Maximum length of 1.5 mm<sup>2</sup> secondary conductor (m): 50

Maximum length of 2.5 mm<sup>2</sup> secondary conductor (m): 50



60.8534

#### Constant Current Power Supply for LED. 32W

Continuous current power supply of 32V, 230/240V - 50/60Hz with power current selected through adjustable 350/500/700 mA switch by trailing and leading edge dimming or push dimming.

Maximum length of 1.5 mm<sup>2</sup> secondary conductor (m): 10

Maximum length of 2.5 mm<sup>2</sup> secondary conductor (m): 15



60.8533

#### Constant Current Power Supply for LED. 25W

Continuous current power supply of 25V, 120-240V - 50/60Hz with power current selected through adjustable 350/500/700mA 1-10V switch or push dimming.

Maximum length of 1.5 mm<sup>2</sup> secondary conductor (m): 10

Maximum length of 2.5 mm<sup>2</sup> secondary conductor (m): 15



60.8530

#### Constant Current Power Supply for LED. 25-50W

Continuous current power supply of 25-50V, 220/240V - 50/60Hz with power current selected through adjustable 350/500/550/650/700/750/850/900/1050mA Dali switch, 1-10V switch or push dimming.

Maximum length of 1.5 mm<sup>2</sup> secondary conductor (m): 10

Maximum length of 2.5 mm<sup>2</sup> secondary conductor (m): 15

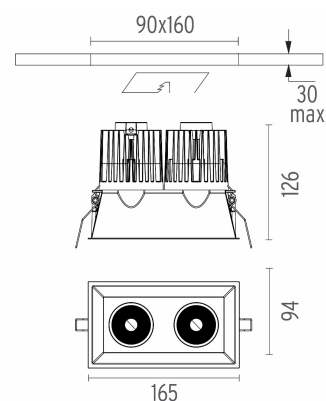


### Decofix Square 2L designed by FLOS Architectural

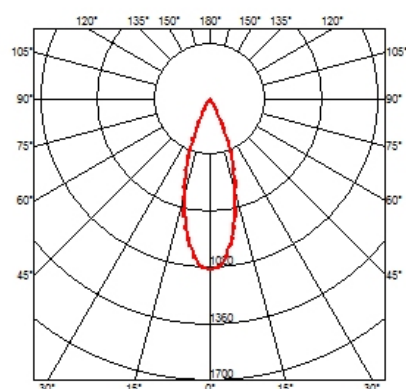
<div>Recessed luminaire with 2 lights for LED light source. Power supply not included. Requires one power supply for each optic body.</div>

09.3105.30A - 36° - 2x569lm White

09.3105.14A - 39° - 2x544lm Black



### CERTIFICATIONS



## Decofix Square 2L . Lamps



### LED Array

### Lamp category:

LED

### Socket:

Special base

### Lamp type:

LED Array



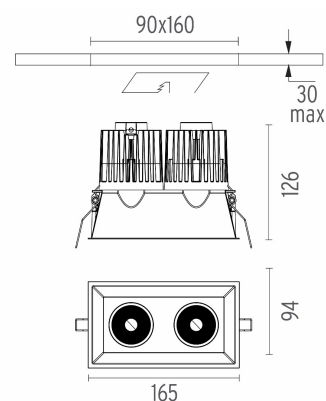
### Decofix Square 2L

designed by FLOS Architectural

<div>Recessed luminaire with 2 lights for LED light source. Power supply not included. Requires one power supply for each optic body.</div>

09.3105.30A - 36° - 2x569lm White

09.3105.14A - 39° - 2x544lm Black



### CERTIFICATIONS

