

THE TRACKING MAGNET SUSPENSION UP&DOWN FEED UNIT PROFILE

Mounting	Pendant up & down
Lamps description	Top LED Up 6,5W/m 870 lm/m 3000K CRI 80
Luminaire luminous flux	See reference number
Voltage (V)	24
Technical description	Up: Power LED 8,4W/m 870 lm/m 3000K CRI 80
Notes	Linear tracks available in two versions: power feed profiles for connecting to a driver, and intermediate profiles. Both versions available in lengths from 1m to 3m. Profiles cannot be cut. Covers included with the power feed profiles. 3m feed cable included in all linear feed products. Suspension accessories (steel cable or rod) to be ordered separately. 90° corners in the same plane (symmetrical element for right and left corners) for the Up&Down and Down versions. Not provided for connection to the driver. The corners of hanging elements of the Tracking Magnet are not fitted with indirect lighting. Indirect illumination is controlled through a common circuit with the direct light.




The Tracking Magnet Suspension Up&Down Feed Unit Profile

designed by FLOS Architectural

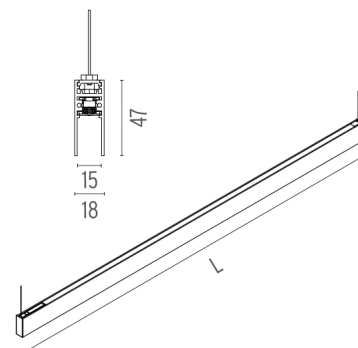
Electromechanical track for suspended installations. Linear elements in the Up&Down version include indirect LED illumination at the top of the profile. Shared power feed between up light and magnetic track.

PHYSICAL

Track length 2000



06.1516.40A - 975lm	White
06.1516.05A - 975lm	Chrome
06.1516.14A - 975lm	Black



The Tracking Magnet Suspension Up&Down Feed Unit Profile . Accessories

Power Supply



60.8496

Electronic transformer with constant voltage (24V) for LED. 60W

Electronic transformer with constant voltage (24V) for LED. 100/240V.

Maximum length of 1.5 mm2 secondary conductor (m): 5



60.0004

LED power supply source for remote installation in 24V/185W electric control panel

LED power supply source for remote installation in 24V/185W electric control panel. To avoid problems of overload it is recommended to install a power source every 185W

Maximum length of 1.5 mm2 secondary conductor (m): 2.5

Maximum length of 2.5 mm2 secondary conductor (m): 4



The Tracking Magnet Suspension Up&Down Feed Unit Profile

designed by FLOS Architectural

Electromechanical track for suspended installations. Linear elements in the Up&Down version include indirect LED illumination at the top of the profile. Shared power feed between up light and magnetic track.

06.1516.40A - 975lm	White
06.1516.05A - 975lm	Chrome
06.1516.14A - 975lm	Black

Mounting



60.3014.11

60.3014.14

Suspension rod with 1m rose. M6 thread



60.3097.11

60.3097.14

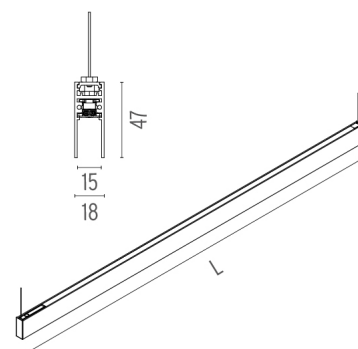
1-m suspension rod with ceiling rose with M6 thread



08.8634.00

4m suspension steel cable

Steel cable, recommended if a corner is included in the light structure, where tilting will not occur in any case



The Tracking Magnet Suspension Up&Down Feed Unit Profile . Accessories

Electrical

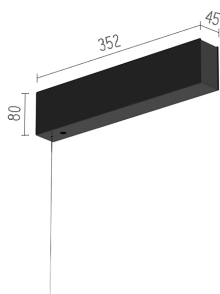


08.8883.40A

08.8883.14A

Surface rose

Driver not included. To be ordered separately.



08.8886.40

08.8886.14

Surface power supply for direct and indirect lighting with housing for the driver
24V/185VV equipment included.



08.8889.40

08.8889.14

Recessed power supply rose

Equipment not included. To be ordered separately.



The Tracking Magnet Suspension Up&Down Feed Unit Profile

designed by FLOS Architectural

Electromechanical track for suspended installations. Linear elements in the Up&Down version include indirect LED illumination at the top of the profile. Shared power feed between up light and magnetic track.

06.1516.40A - 975lm	White
06.1516.05A - 975lm	Chrome
06.1516.14A - 975lm	Black

