

## MICRO BATTERY FIXED OPAL GLASS

<b>Number of heads</b>	1
<b>Mounting</b>	Ceiling recessed
<b>Lamps description</b>	LED Array DC 500 mA 9,2 W 810 lm 3000K CRI 90
<b>Luminaire luminous flux</b>	Extreme Cut-off. See reference number
<b>Environment</b>	Indoor

### OPTICAL

<b>Aiming</b>	Fixed
<b>Light distribution symmetry</b>	Symmetric
<b>Beam angle</b>	40°

### ELECTRICAL

<b>Transformer availability</b>	Separate item
<b>Transformer mounting</b>	Remote
<b>Transformer type</b>	Electronic, Electronic dimmable, Electronic dimmable I-10V, Electronic dimmable dali
<b>Emergency</b>	Without
<b>Insulation class</b>	Class III

### PHYSICAL

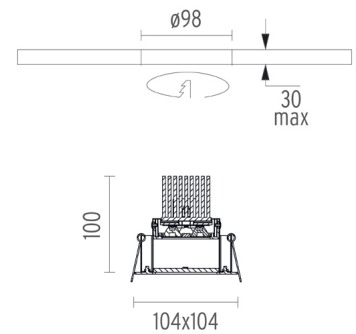
<b>Cutout diameter (mm)</b>	98
<b>Recessed depth (mm)</b>	100
<b>Construction material</b>	Die-cast aluminum
<b>Weight (kg)</b>	0,40



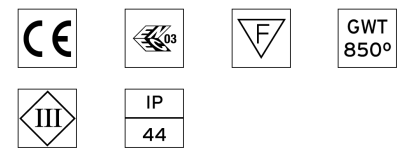
**Micro Battery Fixed Opal Glass**  
designed by F.A. Porsche

Embedded luminaire for LED light source. Power supply not included.

● 04.6330.20B - 890lm	Matt white
● 04.6330.08B - 890lm	Mercury
● 04.6330.14B - 890lm	Matt black



### CERTIFICATIONS



## Micro Battery Fixed Opal Glass . Accessories

### Power Supply



60.8650

#### Constant Current Power Supply for LED. 20W / 500 mA

Non dimmable continuous current power supply 220/240V - 50/60Hz. (110V = 12W)

Maximum length of 1.5 mm<sup>2</sup> secondary conductor (m): 50

Maximum length of 2.5 mm<sup>2</sup> secondary conductor (m): 50



60.8534

#### Constant Current Power Supply for LED. 32W

Continuous current power supply of 32W, 230/240V - 50/60Hz with power current selected through adjustable 350/500/700 mA switch by trailing and leading edge dimming or push dimming.

Maximum length of 1.5 mm<sup>2</sup> secondary conductor (m): 10

Maximum length of 2.5 mm<sup>2</sup> secondary conductor (m): 15



60.8533

#### Constant Current Power Supply for LED. 25W

Continuous current power supply of 25W, 120-240V - 50/60Hz with power current selected through adjustable 350/500/700mA 1-10V switch or push dimming.

Maximum length of 1.5 mm<sup>2</sup> secondary conductor (m): 10

Maximum length of 2.5 mm<sup>2</sup> secondary conductor (m): 15



60.8530

#### Constant Current Power Supply for LED. 25-50W

Continuous current power supply of 25-50W, 220/240V - 50/60Hz with power current selected through adjustable 350/500/550/650/700/750/850/900/1050mA Dali switch, 1-10V switch or push dimming.

Maximum length of 1.5 mm<sup>2</sup> secondary conductor (m): 10

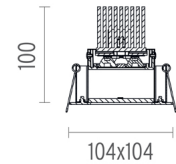
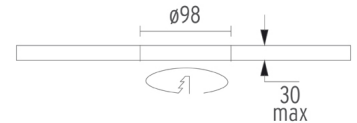
Maximum length of 2.5 mm<sup>2</sup> secondary conductor (m): 15



#### Micro Battery Fixed Opal Glass designed by F.A. Porsche

Embedded luminaire for LED light source. Power supply not included.


- 04.6330.20B - 890lm Matt white
- 04.6330.08B - 890lm Mercury
- 04.6330.14B - 890lm Matt black



#### CERTIFICATIONS



## Micro Battery Fixed Opal Glass . Lamps



**LED Array**

**Lamp category:**  
LED

**Socket:**  
Special base

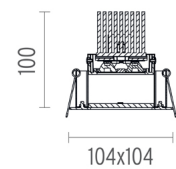
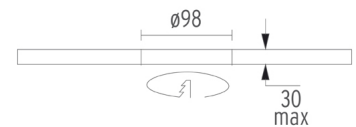
**Lamp type:**  
LED Array



**Micro Battery Fixed Opal Glass**  
designed by F.A. Porsche

Embedded luminaire for LED light source. Power supply not included.

- 04.6330.20B - 890lm      Matt white
- 04.6330.08B - 890lm      Mercury
- 04.6330.14B - 890lm      Matt black



**CERTIFICATIONS**

