

LIGHT SHADOW ADJUSTABLE NO TRIM 2 SPOTS OPTIC FLOOD

Mounting	Ceiling recessed
Lamps description	Power LED 5,4W 520 lm 2700K CRI 90
Luminaire luminous flux	Extreme Cut-off. See reference number
Environment	Indoor
Notes	It requires an pre-installation frame, to be ordered separately.

OPTICAL

Aiming	Adjustable
Light distribution symmetry	Symmetric
Beam angle	33° Flood

ELECTRICAL

Transformer availability	Included
Transformer mounting	Remote
Transformer type	Electronic
Emergency	Without
Insulation class	Class II

PHYSICAL

Recessed depth (mm)	75
Weight (kg)	0,25

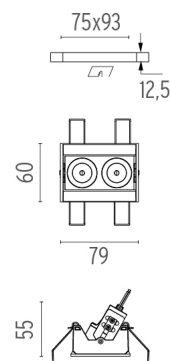



Light Shadow Adjustable No Trim 2 Spots Optic Flood

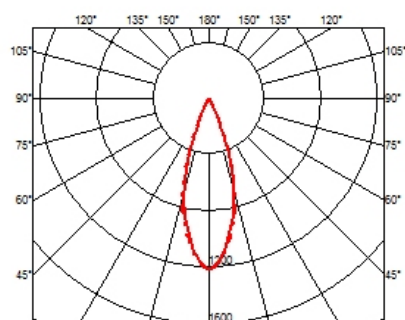
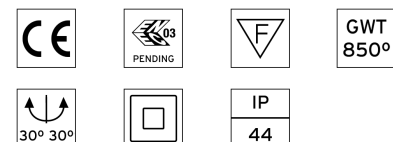
designed by FLOS Architectural

Recessed integrated luminaire with 2 LED lighting spots. Remote power supply included.

	03.9405.40 - 394lm	White / White
	03.9405.14 - 394lm	Black / White
	03.9407.40 - 403lm	White / Chrome
	03.9407.14 - 403lm	Black / Chrome
	03.9408.40 - 390lm	White / Matt Gold
	03.9408.14 - 390lm	Black / Matt Gold
	03.9406.40 - 383lm	White / Black
	03.9406.14 - 383lm	Black / Black



CERTIFICATIONS



Light Shadow Adjustable No Trim 2 Spots Optic Flood . Accessories

Mounting



○ 08.0515.00

Pre-installation frame. Adjustable No Trim 2L

○ 08.0059.90

Accessory for mounting of No Trim continuous line

Accessory for mounting of No Trim continuous line. Each accessory allows connection between two No Trim pre-installation frames.



Light Shadow Adjustable No Trim 2 Spots Optic Flood

designed by FLOS Architectural

Recessed integrated luminaire with 2 LED lighting spots. Remote power supply included.

- 03.9405.40 - 394lm White / White
- 03.9405.14 - 394lm Black / White
- 03.9407.40 - 403lm White / Chrome
- 03.9407.14 - 403lm Black / Chrome
- 03.9408.40 - 390lm White / Matt Gold
- 03.9408.14 - 390lm Black / Matt Gold
- 03.9406.40 - 383lm White / Black
- 03.9406.14 - 383lm Black / Black

Light Shadow Adjustable No Trim 2 Spots Optic Flood . Lamps



Power LED

Lamp category:

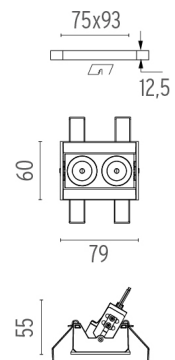
LED

Socket:

Special base

Lamp type:

Power LED



CERTIFICATIONS

