

LIGHT TUBE Ø30 INDIRECT 900 MM DALI VERSION

Number of heads	1
Mounting	Track mounting
Lamps description	Top LED 23W 2048 lm 3000K CRI 90
Luminaire luminous flux	See reference number
Voltage (V)	48
Environment	Indoor
Notes	System turning fastening elements 0°-90° with a magnetic connection and mechanic security lock for a transversally installation between two lines of the profile. The Light Tube are only fed by one of the ends and do not communicate current through the other end. Only compatible with DALI, I-10V, FLOS SMART CONTROL profile version.



Light Tube ø30 Indirect 900 mm Dali Version

designed by Vincent Van Duysen

Diffused LED light module to be installed in The Infra-Structure System.

● 03.8115.40.DA - 1366lm White

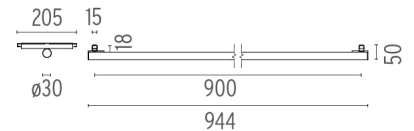
● 03.8115.14.DA - 1366lm Black

OPTICAL

Aiming	Fixed
Light distribution symmetry	Symmetric
Beam angle	102°

ELECTRICAL

Transformer availability	Separate item
Transformer mounting	Remote
Transformer type	Electronic dimmable dali
Emergency	Without



CERTIFICATIONS



Light Tube ø30 Indirect 900 mm Dali Version . Lamps



Top LED

Lamp category:


LED

Socket:

Special base

Lamp type:

Top LED



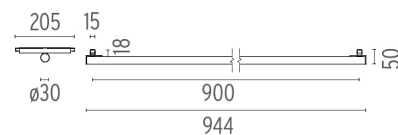
Light Tube ø30 Indirect 900 mm Dali Version

designed by Vincent Van Duysen

Diffused LED light module to be installed in The Infra-Structure System.

● 03.8115.40.DA - 1366lm White

● 03.8115.14.DA - 1366lm Black



CERTIFICATIONS

