


## LIGHT TUBE Ø30 INDIRECT 1500 MM DALI VERSION

<b>Number of heads</b>	1
<b>Mounting</b>	Track mounting
<b>Lamps description</b>	Top LED 38W 2912 lm 2700K CRI 90
<b>Luminaire luminous flux</b>	See reference number
<b>Voltage (V)</b>	48
<b>Environment</b>	Indoor
<b>Notes</b>	System turning fastening elements 0°-90° with a magnetic connection and mechanic security lock for a transversally installation between two lines of the profile. The Light Tube are only fed by one of the ends and do not communicate current through the other end. Only compatible with DALI, I-10V, FLOS SMART CONTROL profile version.



### Light Tube ø30 Indirect 1500 mm Dali Version

designed by Vincent Van Duysen

Diffused LED light module to be installed in The Infra-Structure System.

● 03.8112.40.DA - 1983lm White

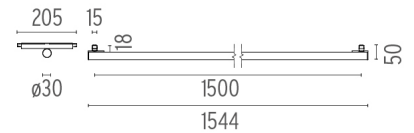

● 03.8112.14.DA - 1983lm Black

### OPTICAL

<b>Aiming</b>	Fixed
<b>Light distribution symmetry</b>	Symmetric
<b>Beam angle</b>	102°

### ELECTRICAL

<b>Transformer availability</b>	Separate item
<b>Transformer mounting</b>	Remote
<b>Transformer type</b>	Electronic dimmable dali
<b>Emergency</b>	Without



### CERTIFICATIONS



## Light Tube ø30 Indirect 1500 mm Dali Version . Lamps



**Top LED**

**Lamp category:**


LED

**Socket:**

Special base

**Lamp type:**

Top LED



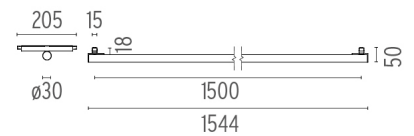
**Light Tube ø30 Indirect 1500 mm Dali Version**

designed by Vincent Van Duysen

Diffused LED light module to be installed in The Infra-Structure System.

● 03.8112.40.DA - 1983lm White

● 03.8112.14.DA - 1983lm Black



**CERTIFICATIONS**

