

FLOS

WALLEE DALI VERSION

Number of heads	1
Mounting	Track mounting
Lamps description	Top LED 10W 818 lm 3000K CRI 90
Luminaire luminous flux	See reference number
Voltage (V)	48
Environment	Indoor
Notes	When installing Wallee, it may require a manual adjustment by the client/installer. Find information on how to carry out this adjustment in the instruction sheets. Only allowed with Tracking Magnet Recessed and horizontal installation. Only compatible with DALI, 1-10V, FLOS SMART CONTROL profile version.



Wallee Dali Version designed by Niels Bendtsen

Lighting LED module to be installed in The Tracking Magnet System.

- 03.8091.40.DA - 465lm White
- 03.8091.14.DA - 465lm Black

OPTICAL

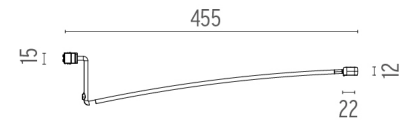
Aiming	Adjustable
Light distribution symmetry	Symmetric
Beam angle	96°

ELECTRICAL

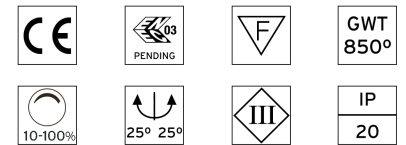
Transformer availability	Separate item
Transformer mounting	Remote
Transformer type	Electronic dimmable dali
Emergency	Without
Insulation class	Class III

PHYSICAL

Weight (kg)	0,22
--------------------	------



CERTIFICATIONS



Wallee Dali Version . Lamps



Top LED

Lamp category:
LED

Socket:
Special base

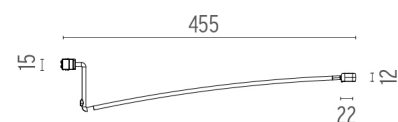
Lamp type:
Top LED



Wallee Dali Version
designed by Niels Bendtsen

Lighting LED module to be installed in
The Tracking Magnet System.

- 03.8091.40.DA - 465lm White
- 03.8091.14.DA - 465lm Black



CERTIFICATIONS

