

WALLEE ON BOARD DIMMER

Number of heads	1
Mounting	Track mounting
Lamps description	Top LED 10W 773 lm 2700K CRI 90
Luminaire luminous flux	See reference number
Voltage (V)	48
Environment	Indoor
Notes	When installing Wallee, it may require a manual adjustment by the client/installer. Find information on how to carry out this adjustment in the instruction sheets. Only allowed with Tracking Magnet Recessed and horizontal installation.



OPTICAL

Aiming	Adjustable
Light distribution symmetry	Symmetric
Beam angle	96°

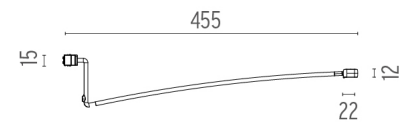
Wallee On Board Dimmer designed by Niels Bendtsen

Lighting LED module to be installed in The Tracking Magnet System.

● 03.8090.40 - 413lm	White
● 03.8090.14 - 413lm	Black

ELECTRICAL

Transformer availability	Separate item
Transformer mounting	Remote
Transformer type	Electronic dimmable
Emergency	Without
Insulation class	Class III

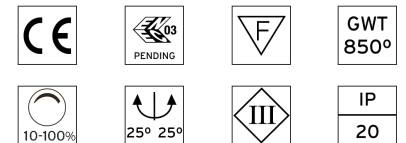


PHYSICAL

Weight (kg)	0,22
--------------------	------



CERTIFICATIONS



Wallee On Board Dimmer . Lamps




Top LED

Lamp category:
LED

Socket:
Special base

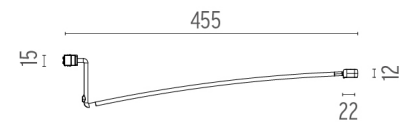
Lamp type:
Top LED



Wallee On Board Dimmer
designed by Niels Bendtsen

Lighting LED module to be installed in
The Tracking Magnet System.

- 03.8090.40 - 413lm White
- 03.8090.14 - 413lm Black



CERTIFICATIONS

