


# FLOS

## WALLEE DALI VERSION

<b>Number of heads</b>	1
<b>Mounting</b>	Track mounting
<b>Lamps description</b>	Top LED 10W 773 lm 2700K CRI 90
<b>Luminaire luminous flux</b>	See reference number
<b>Voltage (V)</b>	48
<b>Environment</b>	Indoor
<b>Notes</b>	When installing Wallee, it may require a manual adjustment by the client/installer. Find information on how to carry out this adjustment in the instruction sheets. Only allowed with Tracking Magnet Recessed and horizontal installation. Only compatible with DALI, 1-10V, FLOS SMART CONTROL profile version.



### Wallee Dali Version designed by Niels Bendtsen

Lighting LED module to be installed in The Tracking Magnet System.

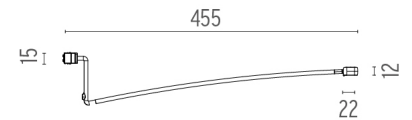
- 03.8090.40.DA - 413lm White
- 03.8090.14.DA - 413lm Black

## OPTICAL

<b>Aiming</b>	Adjustable
<b>Light distribution symmetry</b>	Symmetric
<b>Beam angle</b>	96°

## ELECTRICAL

<b>Transformer availability</b>	Separate item
<b>Transformer mounting</b>	Remote
<b>Transformer type</b>	Electronic dimmable dali
<b>Emergency</b>	Without
<b>Insulation class</b>	Class III

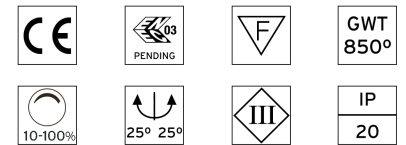


## PHYSICAL

<b>Weight (kg)</b>	0,22
--------------------	------



## CERTIFICATIONS



## Wallee Dali Version . Lamps



**Top LED**

**Lamp category:**  
LED

**Socket:**  
Special base

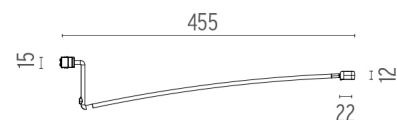
**Lamp type:**  
Top LED



**Wallee Dali Version**  
designed by Niels Bendtsen

Lighting LED module to be installed in  
The Tracking Magnet System.

- 03.8090.40.DA - 413lm White
- 03.8090.14.DA - 413lm Black



**CERTIFICATIONS**

