

LIGHT SUPPLY FIXED TRIM

Number of heads	1
Mounting	Ceiling recessed
Lamps description	LED Array High Performances 29W 2929 lm 4000K CRI 90
Luminaire luminous flux	Extreme Cut-off. See reference number
Voltage (V)	220/240
Environment	Indoor

OPTICAL

Aiming	Fixed
Light distribution symmetry	Symmetric

ELECTRICAL

Transformer availability	Included
Transformer mounting	Remote
Transformer type	Electronic
Emergency	Without
Insulation class	Class II

PHYSICAL

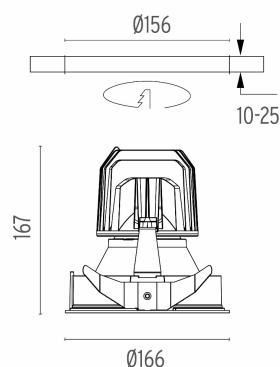
Cutout diameter (mm)	156
Recessed depth (mm)	277
Construction material	Aluminium
Weight (kg)	0,98




Light Supply Fixed Trim
designed by FLOS Architectural

Embedded luminaire for LED light source. Remote 220/240V power supply included.

- 03.6810.3BA - 62° - 1549lm White / White
- ◐ 03.6810.3CA - 47° - 1828lm White / Aluminium
- ◑ 03.6810.1BA - 62° - 1549lm Black / White
- ◒ 03.6810.1CA - 47° - 1828lm Black / Aluminium



CERTIFICATIONS



Light Supply Fixed Trim . Lamps



LED Array

Lamp category:

LED

Socket:

Special base





Lamp type:

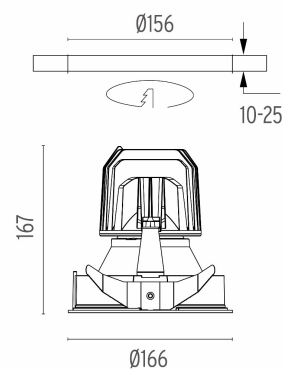
LED Array



Light Supply Fixed Trim
designed by FLOS Architectural

Embedded luminaire for LED light source. Remote 220/240V power supply included.

-  03.6810.3BA - 62° - 1549lm White / White
-  03.6810.3CA - 47° - 1828lm White / Aluminium
-  03.6810.1BA - 62° - 1549lm Black / White
-  03.6810.1CA - 47° - 1828lm Black / Aluminium



CERTIFICATIONS

