

LIGHT SUPPLY ADJUSTABLE TRIM

Number of heads	1
Mounting	Ceiling recessed
Lamps description	LED Array High Performances 30,1W 2811 lm 3000K CRI 90
Luminaire luminous flux	Extreme Cut-off. See reference number
Voltage (V)	220/240
Environment	Indoor

OPTICAL

Aiming	Adjustable
Light distribution symmetry	Symmetric
Beam angle	23° Medium

ELECTRICAL

Transformer availability	Included
Transformer mounting	Remote
Transformer type	Electronic
Emergency	Without
Insulation class	Class II

PHYSICAL

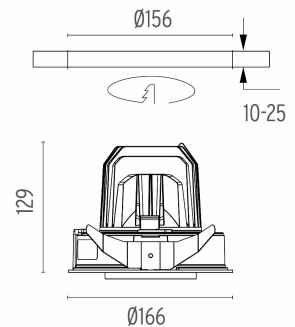
Cutout diameter (mm)	156
Recessed depth (mm)	239
Construction material	Aluminium
Weight (kg)	1,01



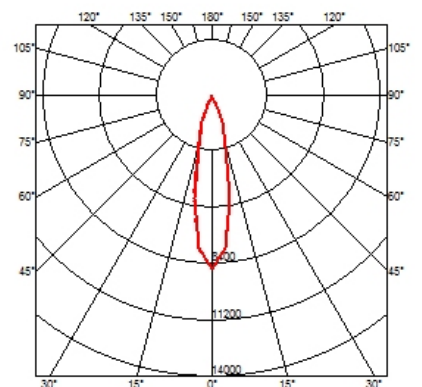
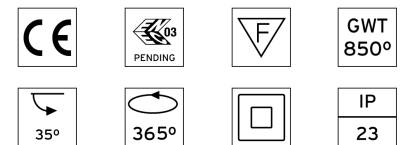
Light Supply Adjustable Trim
designed by FLOS Architectural

Embedded luminaire for LED light source. Remote 220/240V power supply included.

●	03.6807.40A - 1785lm	White
●	03.6807.14A - 1785lm	Black



CERTIFICATIONS



Light Supply Adjustable Trim . Accessories

Optical



● 08.8049.14
Honeycomb. Small Cells



● 08.8377.14
Honeycomb. Big Cells



● 08.8242.14
Screening crosspiece



○ 08.8117.68
Flood lens



○ 08.8118.68
Elliptical lens



○ 08.8450.00
Light Supply Adjustable spare reflector. Spot



○ 08.8451.00
Light Supply Adjustable spare reflector. Medium



○ 08.8452.00
Light Supply Adjustable spare reflector. Flood



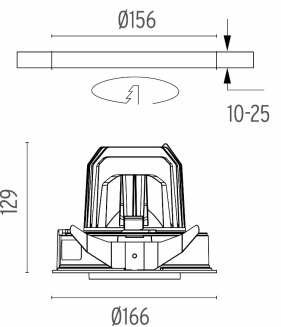
● 08.8453.40
Highly-efficient cylinder



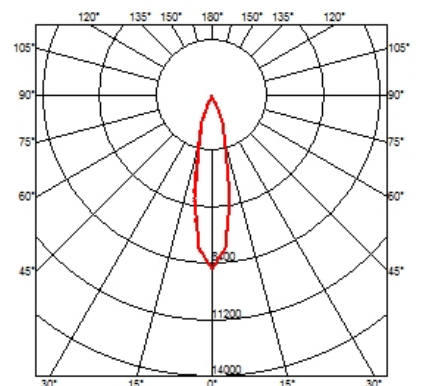
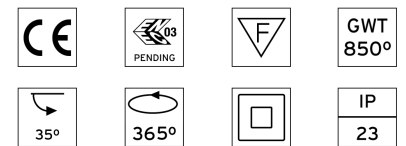
Light Supply Adjustable Trim
designed by FLOS Architectural

Embedded luminaire for LED light source. Remote 220/240V power supply included.


- 03.6807.40A - 1785lm White
- 03.6807.14A - 1785lm Black



CERTIFICATIONS



Light Supply Adjustable Trim . Lamps



LED Array

Lamp category:

LED

Socket:

Special base

Lamp type:

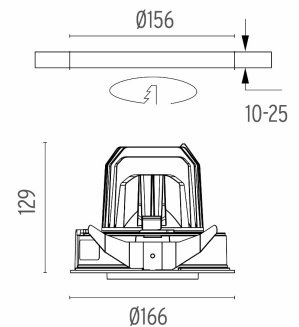
LED Array



Light Supply Adjustable Trim
designed by FLOS Architectural

Embedded luminaire for LED light source. Remote 220/240V power supply included.

- 03.6807.40A - 1785lm White
- 03.6807.14A - 1785lm Black



CERTIFICATIONS

